

SAVING
LIVES

CHANGING
LIVES



Guinea-Bissau Annual Country Report 2019

Country Strategic Plan
2019 - 2024



World Food
Programme

Table of contents

Summary	3
Context and Operations	6
CSP financial overview	8
Programme Performance	9
Strategic outcome 01	9
Strategic outcome 02	9
Strategic outcome 03	11
Strategic outcome 04	13
Strategic outcome 05	14
Cross-cutting Results	16
Progress towards gender equality	16
Protection	16
Accountability to affected populations	17
Environment	17
Change is possible	19
Data Notes	19
Figures and Indicators	21
WFP contribution to SDGs	21
Beneficiaries by Age Group	22
Beneficiaries by Residence Status	22
Annual Food Transfer	22
Annual Cash Based Transfer and Commodity Voucher	23
Strategic Outcome and Output Results	24
Cross-cutting Indicators	36

Summary

On 30 June 2019, WFP Guinea Bissau has completed the implementation of its transitional interim country strategic plan (T-ICSP). The 2019-2024 country strategic plan (CSP) for Guinea-Bissau was approved on 14 June by the WFP Executive Board, and WFP Guinea Bissau started its implementation as of 1 July 2019. The approved CSP budget is USD 62 million for the five years period from July 2019 to June 2024. The CSP was informed on the Zero Hunger Strategic Review concluded in 2018 and approved by the Council of Minister in January 2019. Please note that this report combines T-ICSP (1 January 2019 - 30 June 2019) and CSP (1 July 2019 - 31 December 2019).

In cooperation with the Ministry of Education and with support from the US Department of Agriculture's Food for Education Programme, WFP achieved timely delivery of 3,534 mt in food contributions to school canteens in 865 primary schools across all eight regions of the country, excluding the capital city Bissau, with WFP meeting the planned target to reach 178,083 Bissau-Guinean schoolchildren with hot and nutritious meals at school. School feeding and take-home rations provided to girls in grades four to six supported school enrolment, attendance, and retention during the 2018-2019 academic year, in addition to improving kids' access to food. The School Feeding Law, which WFP supported drafting, was approved by the Council of Ministers in January 2019 and promulgated in May 2019 by the President of the Republic. Capacity strengthening in School Feeding (SF) programme management at central, regional and local levels led to improvements in the quality of school feeding and included a comprehensive manual for supervisors and school managers, joint monitoring visits, and training on hygiene, nutrition, preparation of locally available fresh foods and warehouse procedures.

Integrated programming for home-grown school feeding and support to women smallholder farmers benefitted from financial support from the governments of Guinea-Bissau and Japan. Up to 79,128 schoolchildren, in 274 schools, in six regions benefitted from locally grown, fresh and nutritious tubers and beans produced by smallholder farmer associations in nearby communities. For the first time in WFP's food assistance history in Guinea-Bissau, WFP support to smallholders targeted rural women and their empowerment, which included literacy, nutrition and value chain skills and knowledge transfer. WFP incorporated additional skills training as part of a joint initiative with UNFPA and UN-Women funded by the UN Peacebuilding Fund. The training provides opportunities for rural women to contribute to peacebuilding through the acquisition of skills that enable them to contribute to conflict identification, mitigation and resolution and advocate for social services and public policies in agriculture, health, nutrition, and education.

Nutrition assistance providing SuperCereal Plus, premixed corn and soy powder with micronutrients, for treatment of moderate acute malnutrition (MAM) and prevention of stunting benefitted 1,201 children aged 6–59 months and 4,953 children aged 6 to 23 months, respectively, in Oio, Bafatá, and Gabu, the three regions with highest rates of stunting. Supporting the Ministry of Health, WFP organized the second free-of-charge nutrition counselling in all 38 sectors of the country. WFP mobilized support from 28 partners, including ministries, national and international NGOs, the private sector, and the UN agencies. A total of 4,674 people was examined for nutrition status including weight, height, brachial perimeter, blood pressure and blood sugar level and given nutritional advice on diet to prevent diseases from unbalanced nutrition and on the need to control basic indicators on nutrition and health.

WFP provided support for evidence-based advocacy, improved programme design, and strengthened the capacity of national partners through research such as the study of Cost of Hunger in Guinea-Bissau, the study identifying social barriers to HIV/AIDS treatment, and the knowledge, attitude and practices (KAP) nutrition survey and the Food Security and Nutrition Monitoring System (FSNMS). In partnership with Government Institutions, WFP completed a food security and nutrition survey in September 2019, the leanest.

With support from the governments of Italy and Japan, WFP started preparation of its resilience-building programme during T-ICSP period and after the approval of the new CSP, WFP initiated interventions in July 2019. The activity targets 55 communities located at areas with a high risk of flooding in the regions of Bafata', Oio and Gabu. Participatory project planning, sensitization, training, and beneficiary registration processes were completed by November 2019 and resilience-building activities were ready to start in January 2020.

Data below corresponds to T-ICSP
(1 January - 30 June)

180,922



53%
female

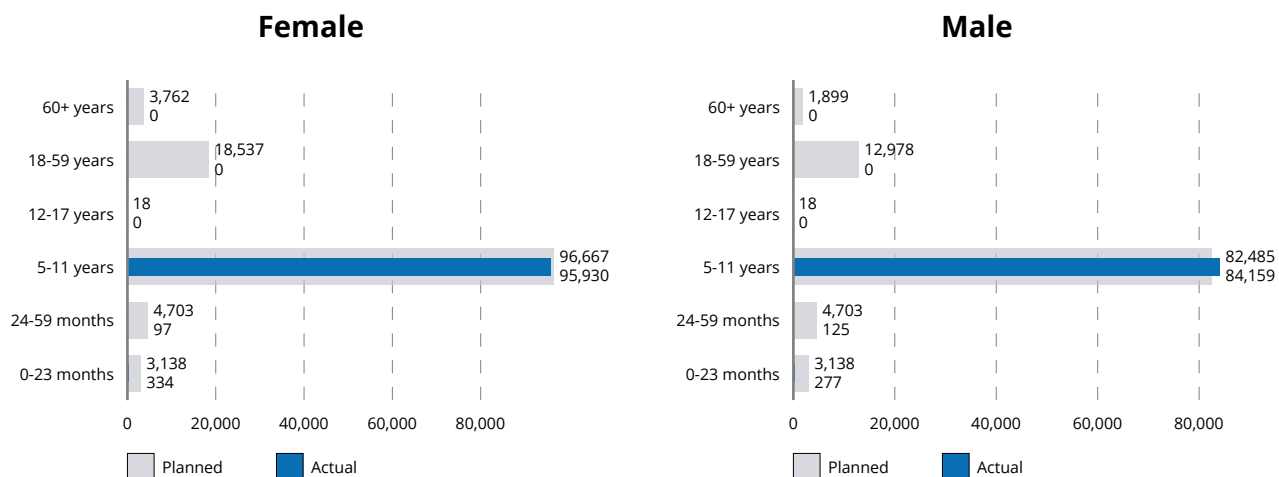


47%
male

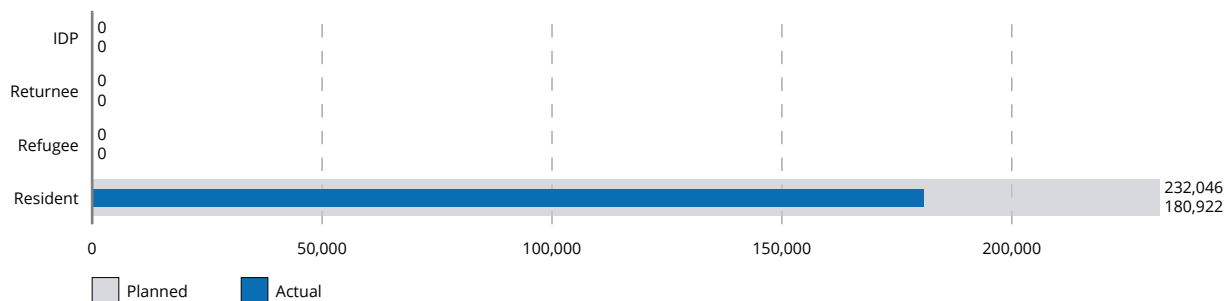
Total Beneficiaries in 2019

of which 1,628 is the estimated number of people with disabilities (856 Female, 772 Male)

Beneficiaries by Sex and Age Group



Beneficiaries by Residence Status



Total Food and CBT



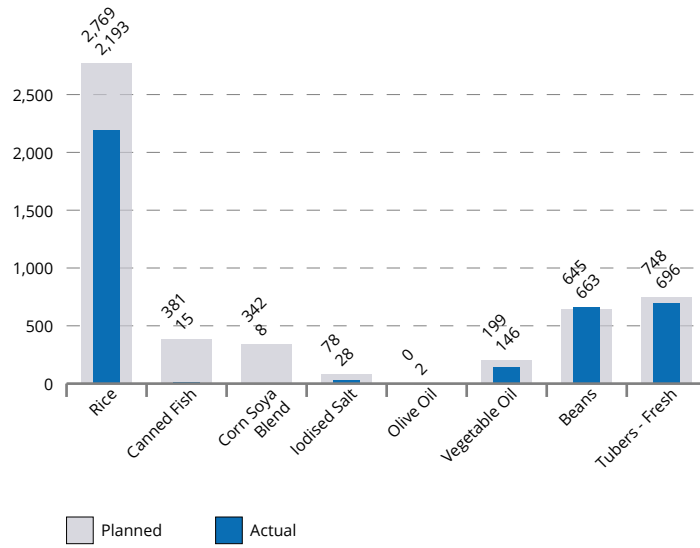
3,751 mt
total actual food transferred in 2019
of 5,162 mt total planned




US\$ 34,805
total actual cash transferred in 2019
of \$US 558,309 total planned

**Data below corresponds to T-ICSP
(1 January - 30 June)**

Annual Food Transfer



Annual Cash Based Transfer and Commodity Voucher



Data below corresponds to CSP (1 July - 31 December)

183,823



47% female

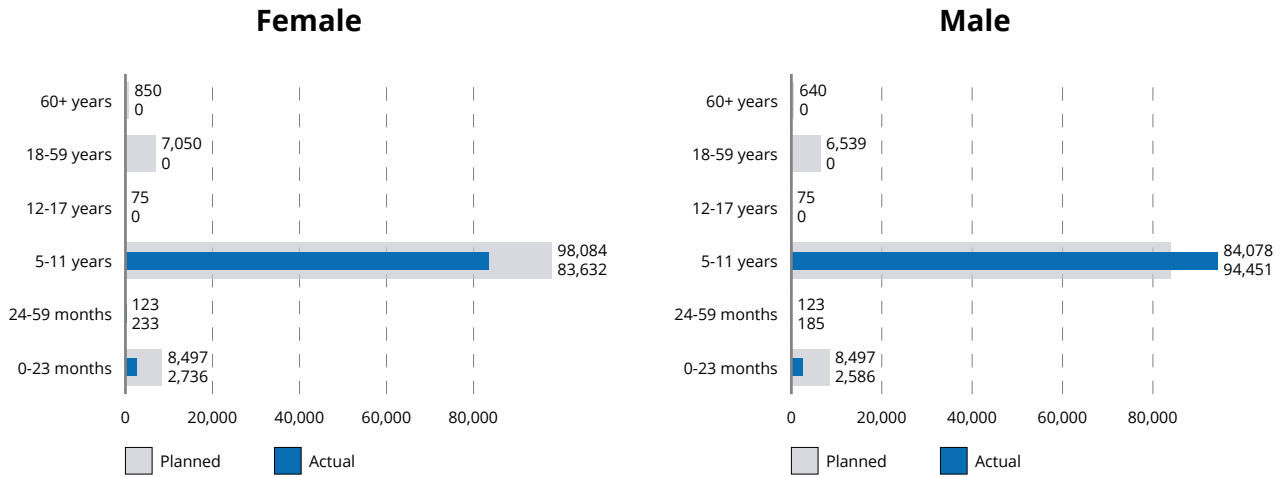


53% male

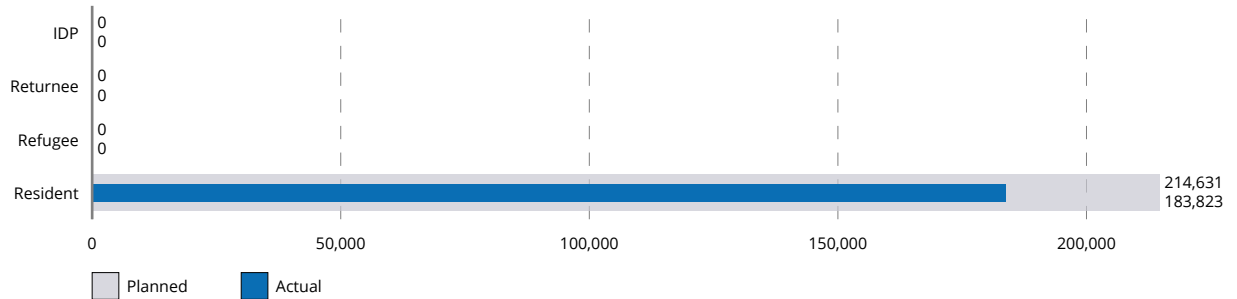
Total Beneficiaries in 2019

of which 1,650 is the estimated number of people with disabilities (834 Female, 816 Male)

Beneficiaries by Sex and Age Group



Beneficiaries by Residence Status

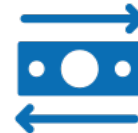


Total Food and CBT



1,157 mt

total actual food transferred in 2019
of 2,993 mt total planned

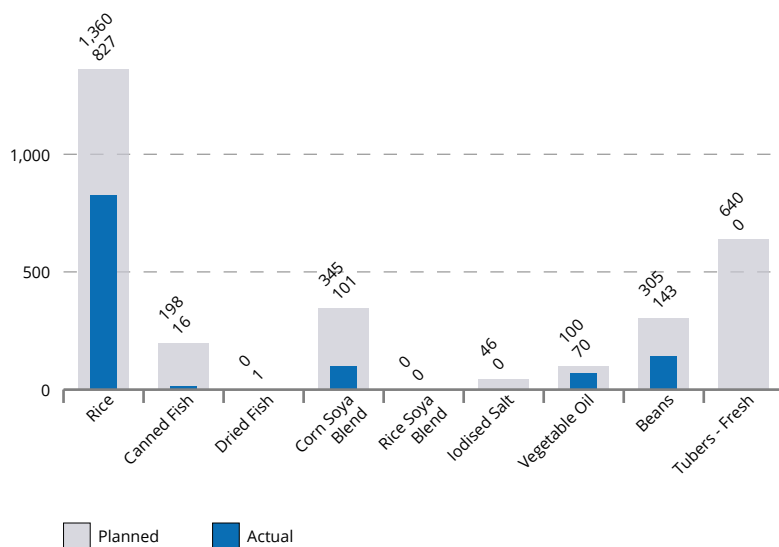


US\$ 0


total actual cash transferred in 2019
of \$US 588,330 total planned

**Data below corresponds to CSP
(1 July - 31 December)**

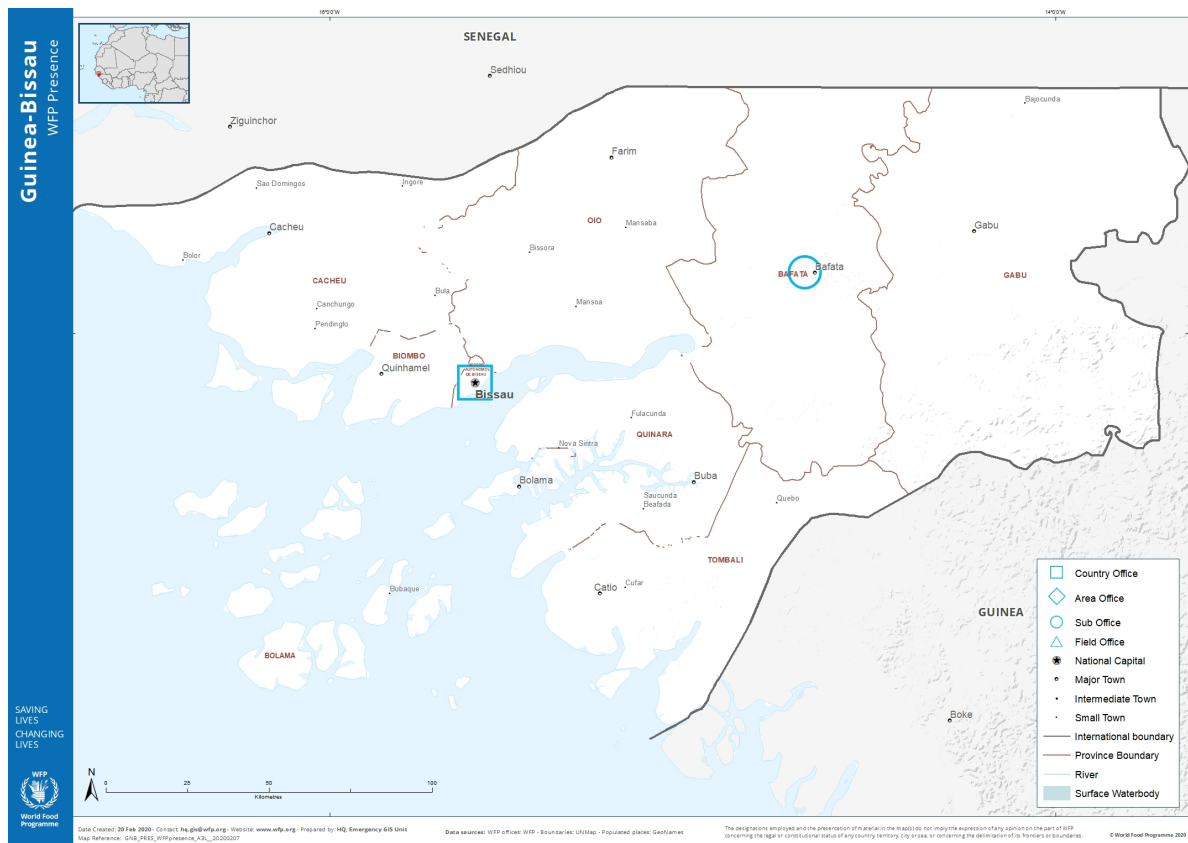
Annual Food Transfer



Annual Cash Based Transfer and Commodity Voucher



Context and Operations



Guinea-Bissau is a low-income food-deficit country in West Africa with 1.8 million people ranking 178th out of 189 countries in the Human Development Index (HDI). Its gross national income (GNI) per capita is USD750 and about 70 percent of its population lives below the poverty line.

For the last 40 years, Guinea-Bissau faced recurrent political crises that affected negatively its socio-economic and human development. Legislative and presidential elections in 2014 ended the transition government established after the 2012 coup d'état and ushered in the democratically elected President and Prime Minister. Political instability began in August 2015 with the dismissal of the Prime Minister and continued throughout the five-year presidential mandate, which appointed eight Prime Ministers. The country held legislative elections in March 2019 establishing a new Government, which organized Presidential elections on 24 November and 29 December 2019 peacefully. The out-going President is the first to complete a full five-year term without violent incidents and the country waits for the first peaceful handover. The result of the elections is currently being disputed with the election fraud charge at the supreme court. Before a final ruling from the supreme court, one of the two candidates declared as the winner by the national election council sworn-in without fulfilling the legal procedures, dismissed the Prime Minister, nominated a new Prime Minister who formed a new Government supported by the military forces. The UN and international community have not recognized the President nor government and the country's instability deepened.

Agriculture in Guinea-Bissau accounts for 47 percent of GDP and employs 69 percent of the population. Cashew nut is the only cash crop and its production provides either direct or indirect income to 85 percent of the population and contributes to 90 percent of exports and 10 percent of GDP. Seasonal hunger affects up to 30 percent of the population, which is exposed to unpredictable international market price fluctuation of cashew nuts and confronted with climate change hazards and recurring environmental degradation.

Lack of nutrition knowledge and unhealthy eating habits and feeding practices rooted in cultural and traditional beliefs led to poor diet and malnutrition. Stunting affects 27.6 percent of children aged 6-59 months while wasting remains above 6 percent. Only 8 percent of children aged 6-23 months receive a minimum acceptable diet and only 29 percent of women and girls aged 15-49 years achieve minimum diet diversity. Anaemia is a public health issue affecting 44 percent of women and girls aged 15-49 years and 68 percent of children aged 6-59 months. 70 percent of women and girls aged 15-49 are illiterate. Infant and maternal mortality rates remain high at 55 deaths per 1,000 live births and at 900 deaths per 100,000 live births.

In June 2019, WFP Guinea Bissau successfully completed the implementation of its transitional interim country strategic plan (T-ICSP) and started implementing its five-year Country Strategic Plan (CSP). CSP integrates five strategic outcomes: (i) Crisis-affected populations meet their basic food and nutrition requirements; (ii) School-age children have access to nutritious meals; (iii) Populations at risk of malnutrition have improved nutrition; (iv) Smallholder farmers have improved livelihoods; and (v) national capacity is enhanced in the areas of food security, nutrition, and disaster

mitigation.

Working with the Ministry of Education, WFP supported 60 percent of primary schoolchildren providing daily nutritious meals and partnering for capacity-strengthening essential to progress on shared goals of nationally owned and managed programme with universal coverage. WFP collaborated with the Ministry of Public Health on the treatment of moderate acute malnutrition and stunting prevention. WFP supported capacity strengthening to promote positive changes in eating habits and feeding practices through social behavioural change communication. WFP supported smallholder farmers, particularly women and youth who supply locally grown foods to schools, with capacity strengthening on the value chain, literacy, nutrition, and empowerment. WFP Guinea-Bissau advocated and provided support for evidence and data generation and strengthened the capacity of national partners through research, including the Cost of Hunger in Guinea-Bissau; Zero Hunger Strategic Review; Knowledge, Attitude and Practices in nutrition; and the Food Security and Nutrition Monitoring System.

WFP prioritized a strategic positioning with and close support of the Government, national institutions and civil society to advance zero hunger and zero malnutrition towards 2030. The promulgation of the school feeding law; the approval of the 4-year government's programme by the parliament which includes universal school feeding, combat to malnutrition and social protection, WFP's key priorities; and the signing of a Letter of Understanding with the Ministry of Foreign Affairs for the implementation of the CSP were signs of effective partnership. WFP is well-positioned to contribute to government-owned efforts and will continue to expand and deepen national and international partnerships to promote participatory and inclusive sustainable development focusing on SDG 2 and 17 through the 2019-2024 CSP.

CSP financial overview

The transitional interim country strategic plan (T-ICSP) had a budget of USD 9.2 million which covered the needs for the first half of 2019. From July to December 2019, the CSP's Country Portfolio Budget had a value of nearly USD 6 million.

Through a multi-year donor contribution confirmed at the end of 2015 and timely confirmation and programming of new donor contributions, WFP was able to ensure the smooth implementation of the activities within T-ICSP outcome 1 and CSP outcome 2 and provide school meals to primary school children, including take-home-rations for girls from 4 to 6 grades and improved national ownership and capacity to manage the school feeding programme. WFP was also able to support women smallholder farmers to diversify and improve their production of quality food to supply to school canteens in nearby communities.

For the first time in WFP Guinea-Bissau's history, WFP obtained over USD 450,000 from the United Nations Peacebuilding Fund (PBF) for the empowerment of rural women enabling them to be a contributor to peacebuilding. The contribution allowed WFP to strengthen the capacity of rural women to contribute to stability and peacebuilding in their communities and to more effectively pursue the provision of essential social services to rural areas. In 2020, WFP will be able to extend project activities to one more region thanks to a new contribution from PBF as part of a joint initiative with other UN Agencies.

In December 2019, WFP received a multiyear contribution which enables the continuity of providing capacity strengthening to the Ministry of Agriculture and Forestry (MAF), Ministry of Public Health (MoPH), and the National Institute of Statistics on the food security and nutrition monitoring system (FSNMS) and social behavioural change communication in nutrition until 2022.

Although overall 2019 funding requirements for the T-ICSP and CSP were met, all donor contributions were earmarked and no funding was available to provide nutrition support to anti-retroviral therapy (ART) clients despite Guinea-Bissau having the highest rate of HIV/AIDS prevalence in West Africa (3.4 percent) and the demonstrated success of nutritional assistance in improving adherence to treatment and increased recovery rates among malnourished PLHIV. The Global Fund approved this intervention as part of projects to be funded when additional funding becomes available, but this additional funding never came through in 2019.

The distribution of complementary food to children aged 6–23 months for stunting prevention was partially implemented. The provision of SuperCereal Plus was limited to 90 days and reached about 30 percent of the planned number of beneficiaries despite stunting rates were above 30 percent in Bafata, Oio, and Gabu, the regions prioritized by WFP nutrition interventions.

While the donor has approved funding to provide capacity strengthening of national institutions on food security data collection and analysis since 2018 and previous project evaluation was completed and recommendations endorsed, the grant was confirmed only in December 2019 due to delays in contracting a consultant to work on recommendations for new project design and donor staffing changes. Annual FSNMS activities were conducted in September 2019 with support from another donor.

Programme Performance

CSP - Strategic outcome 01

Crisis-affected populations in Guinea-Bissau are able to meet their basic food and nutrition requirements in the aftermath of shocks.

Needs-based plan	Implementation plan	Available resources	Expenditures
\$382,652	\$114,926	\$0	\$0

Strategic outcome 1 has the objective of supporting food and nutrition security and rebuild livelihoods. This strategic outcome was established as of 1 July 2019 with the launch of the 2019-2024 country strategic plan (CSP).

In partnership with three national non-governmental organizations (NGOs) and with support from the governments of Italy and Japan, WFP has assisted 11,046 beneficiaries in 55 communities located in the areas with a high risk of flooding along the Geba river in the regions of Bafata', Oio and Gabu. These communities are affected by recurrent flooding which results in severe damage to the land and cultivated crops, particularly rice. Communities are being supported through asset creation and integrated assistance packages including agricultural inputs and tools as well as training on the value chain development and organic farming techniques.

Community-level participatory process ensured communities were aware of the project and helped to ensure the project design responding to the community needs. It also ensured the commitment and ownership of projects by the participants. Construction of dams, dykes, and drainage channels was considered critical by the communities to prevent flooding in the areas at risk and to protect their livelihood assets, increase their resilience to shocks including minimizing losses of harvest, and increase access to jobs within their villages. Disbursement of funds transfer to partners took place in February 2020, while voucher for assets (VFA) activities started in February 2020 as well and will continue until May 2020.

Participatory project planning, sensitization, training, and beneficiary registration processes were completed by November 2019 in collaboration with the Directorate of Agricultural Engineering of the Ministry of Agriculture and Forestry (MAF). MAF is responsible for the technical oversight of the projects as well as participating in planning and monitoring activities. A baseline survey was conducted in December and project activities started in January 2020. Cash for asset activities will support beneficiaries to fill food gaps between February and May 2020 before starting work on their next rainy season crops.

The choice of assistance modality was made in consultation with the targeted communities and depended mainly on their access to markets, food availability in these markets and food prices. The value of the cash transfer has been determined based on the total cost, or market prices to obtain 1,391 kcal/person/day, 62 percent of the daily caloric requirement for adults 20-59 years old and estimated in a household ration of USD 2.80 a day. Payments will be made by WFP to beneficiaries' mobile money accounts.

Results from the baseline survey showed that selected beneficiaries were highly vulnerable to food insecurity, had limited resilience with low agricultural productivity. Beneficiaries largely relied on rainfall agriculture complemented by temporary labour, fishing and small trades. Affected populations were engaging in distress coping mechanisms such as borrowing money and selling productive assets to access food and other essential needs. Beneficiaries reported income and production losses due to frequent flooding during the heavy rain caused by the non-existent water management infrastructures. In 2017, for example, about 17,500 hectares of land were inundated and about 80 percent of the rice production was lost.

Responding to the Government's request to support Cuntum Madim (a suburb of the capital city Bissau) where floods caused the salinization of 88 hectares of rice crop in October 2019, WFP coordinated with MAF a rapid assessment to determine needs of people affected. Floods devastated much of the rice crop and seriously affected the livelihoods of the communities which will face serious income shortages from February 2020. In partnership with MAF, WFP has adopted the participatory project planning tool with the communities to restore the asset base lost during the disaster and prevent future shocks.

In December WFP signed a work plan with the Minister of Interior for the project with the National Civil Protection Service (NCPS) under the supervision of the Minister of Interior for the duration of the CSP. WFP will support NCPS with capacity strengthening on rapid vulnerability and emergency assessment, remote sensing and geographic information system to ensure informed and timely emergency preparedness and responses.

T-ICSP Strategic outcome 01 / CSP Strategic outcome 02

School-age children in Guinea-Bissau have access to nutritious meals during the school year.



Needs-based plan		Implementation plan	Available resources	Expenditures
T-ICSP	\$5,580,645	\$4,534,582	\$668,369	\$171,259
CSP	\$3,402,370	\$2,416,000	\$4,752,350	\$2,502,202

The second strategic outcome aimed to ensure schoolchildren in Guinea-Bissau have adequate access to safe and nutritious food all year-round. Working with the Ministry of Education (MoE), WFP supports 60 percent of primary schoolchildren providing daily meals and partnering for capacity-strengthening essential to progress on shared goals of national school feeding programme with universal coverage.

WFP has been the government's trusted partner to implement the school feeding programme since 2000. With WFP's support, the Ministry of Education established the General Directorate of Social Affairs and School Feeding in 2010 and has since engaged with WFP to prepare for the school feeding law, which was promulgated in 2019 ensuring the General State Budget allocation. In 2017, WFP took important and decisive steps to initiate home-grown school feeding (HGSF) and succeeded to obtain seed funding from the Ministry of Economy and Finance of the Government of Guinea-Bissau in May 2017.

In 2019, WFP implemented activities under the transitional interim country strategic plan (TICSP) strategic outcome 1 and country strategic plan (CSP) strategic outcome 2 funded through a multi-year donor contribution confirmed at the end of 2015 and annual contributions from other donors. WFP provided school meals to primary school children, including take-home-rations for girls from grades 4 to 6 and improved national ownership and capacity to manage the school feeding programme. Expenditures in 2019 were 30 percent of the needs-based plan and 39 percent of the implementation plan due to prolonged school closure by teachers' strike during the first quarter of 2019.

Overall, a monthly average of 179,042 children attending 865 schools received hot and nutritious school meals. WFP distributed 4,631 mt of mixed commodities reaching 73 percent of the planned transfers. Take-home ration (THR) entitlements of rice were provided to monthly average of 21,897 girls in target grades 4 to 6 who attended at least 80 percent of classes.

Schoolchildren received daily rations of 120 grams of rice, 20 grams of pulses, 20 grams of canned fish, 10 grams of fortified vegetable oil, and 3 grams of iodized salt. Meals were complemented with locally produced vegetables and tubers acquired through local purchases.

The school year has been interrupted by numerous and consecutive teachers' strikes. Many schools were closed reducing the WFP food distribution. WFP was able to provide meals for 121 school days corresponding to 81 percent of the planned number of feeding days. To partially mitigate the impact in learning of the teachers' strike without everyone repeating the same school year, the MoE extended the school year until August instead of June. WFP will use the balance of food to assist children in schools up until March 2020.

Preliminary results from the final decentralized evaluation of the school feeding programme conducted in November 2019 show that the provision of nutritious meals to primary school children has resulted in increased school enrolment, school attendance, and retention. The programme is relevant to the needs of schoolchildren, their families, and local communities. It improved access to food and reduced the parents' efforts to feed their families. Take-home rations decreased the burden of feeding families and potentially contributed to the assiduities while the delivery of both school meals and take-home rations positively impacted the nutrition status of the schoolchildren.

The school feeding law was approved by the Council of Ministers in January 2019 and promulgated in May 2019 by the President of the Republic. Its publication in the Official Bulletin in August 2019 paved a way to secure budget allocation from the State General Budget. The law defines roles and responsibilities for government ministries, civil society organizations, private sector entities, and other partners in HGSF. It establishes coordination and implementation mechanisms and monitoring and evaluation frameworks for measuring progress in implementation of the policy, promotes family organic farming, and provides the basis for stable budget allocations from the government's annual budget.

The MoE and WFP continued to support improvements in the quality of school feeding, completing the refresher training on management and good practices for school feeding. A total of 32 school inspectors were trained and 25 school management committees were reactivated and restructured in Tombali and Quinara Regions. The trained school inspectors will continue to provide on the job training to teachers and headmasters. The MoE and WFP trained members of School Management Committees on the management of the school feeding programme and warehouse procedures. A total of 188 cooks from 47 schools in Biombo Region have been trained on hygiene, nutrition, and preparation of locally available fresh foods to improve food safety and enrich diets at schools.

WFP completed the procurement process and distribution of materials for rehabilitation of kitchens and storerooms in 200 schools in eight regions. Targeted communities ensured their full participation in the construction and/or rehabilitation. 400 schools received improved cooking stoves which enhanced cooking efficiency by minimizing wood consumption, reducing cooking time and safeguarding the environment. The cooks also received aprons and

headscarves for protection and hygiene. WFP distributed weight scales to 874 schools. The scales will help cooks and School Management Committees to ensure that children are receiving the right amount of food according to the defined ration.

WFP continues to support the MoE to improve the monitoring and implementation of school feeding activities in all regions. WFP staff work with MoE staff at both central, regional and sectoral levels to enable stronger government-led management of school feeding programme. The joint planning of activities between WFP and the MoE staff have improved significantly at the central and regional levels. Meetings and joint field visits are held to identify weaknesses in school feeding implementation and included training activities to strengthen the management capabilities to reach the required level. Joint monitoring visits also contributed to improving the engagement of government staff at the regional and sectoral levels. A comprehensive manual for supervisors and school managers was developed to enhance the accountability of those involved in the implementation of the school feeding programme.

In 2018, WFP signed a Memorandum of Understanding (MoU) with the Governments of Guinea-Bissau and Brazil to implement South-South technical cooperation. The MoU supports the MoE, as well as the Ministry of Agriculture and Forestry to establish a sustainable and context-specific home-grown school feeding programme. In 2019, WFP continued its engagement with the Governments of Guinea-Bissau and Brazil supported by the WFP Centre of Excellence against Hunger to implement the activities outlined in the MoU through advocacy for the establishment of a budget line for school feeding programme in the state budget and inter-ministerial coordination of the programme. However, the change in the leadership of the Government of Brazil had delayed implementation of technical support by Brazil.

WFP also strengthened collaboration with the MoE, National Institute for Educational Development, Inter-Ministerial School Feeding Committee, Local Group for Education (education sector coordination group), NGOs, local communities, the African Union, the World Bank, UNICEF and the NGOs Plan International and Humanite & Inclusion.

Obtaining timely and quality reports from schools remained a challenge. Introduction of joint monitoring visits with government counterparts improved communication between WFP and local government structures. The frequency of delayed reports decreased significantly compared to previous years and report quality improved. WFP started assessments to identify regions with the greatest potential to pilot the use of mobile devices for faster, more accurate digital data collection and reporting.

WFP Gender and Age Marker	
CSP Activity	GAM Monitoring Code
Provide nutritious school meals to pre- and primary schoolchildren and take-home rations for girls in years 5 and 6 and strengthen the capacities of the Government and partners at the central and local levels to implement and monitor a nutrition-sensitive and gender-transformative school feeding programme.	3

T-ICSP Strategic outcome 02 / CSP Strategic outcome 03

Populations at risk of malnutrition in Guinea-Bissau, particularly children, women and adolescent girls of reproductive age and people living with HIV, have improved nutrition status in line with national targets by 2024.

	Needs-based plan	Implementation plan	Available resources	Expenditures
T-ICSP	\$700,513	\$96,513	\$100,934	\$92,980
CSP	\$736,793	\$291,393	\$925,156	\$157,224

This strategic outcome aimed to improve the nutrition status of populations at risk of malnutrition, particularly children, women and girls of reproductive age and people living with HIV in line with national targets by 2024.

WFP pursued this strategic outcome through the strengthening of Government and partner capacities; social and behaviour change communication (SBCC) and food transfers for stunting prevention and treatment of moderate acute malnutrition; and capacity strengthening support to malnourished people living with HIV under antiretroviral treatment (ART) and their families.

In 2019, activities planned under the transitional interim country strategic plan (TICSP) outcome 2 and country strategic plan (CSP) outcome 3 were partially implemented. Confirmed contributions were 17 percent of the needs-based plan and no resources were made available to provide nutrition support to anti-retroviral therapy (ART) clients and to fully

implement the distribution of complementary food to children aged 6–23 months for stunting prevention. In 2019, total expenditures were 65 percent of the planned amount. The roll-out of SCOPE-CODA, the corporate data management system for malnutrition treatment, planned for 2019 was postponed to 2020 as the application capabilities are currently being modified and upgraded by HQ. In December 2019, WFP received a multiyear donor contribution, 2020-2022 to support nutrition activities supporting the Ministry of Public Health (MoPH) with innovative approaches to tackle all forms of malnutrition through social behavioural change communication.

WFP continued to perform a fundamental role in supporting the government-led implementation of the integrated management of acute malnutrition protocol. WFP provided daily rations of 200g of SuperCereal Plus to 1,201 young girls and boys aged between 6 and 59 months in 90-day moderate acute malnutrition (MAM) treatment from January through December 2019, distributing 22.6 mt of SuperCereal Plus to 42 nutritional recovery centres. Monthly distributions of SuperCereal Plus at nutritional recovery centres were administered by health workers responsible for the MAM treatment programme. Food assistance was complemented with sensitization at the community level on good practices for diet diversity, food preparation and hygiene. All MAM treatment performance indicators (cure, defaulter, death, non-response rates) were within Sphere Handbook standards. Coverage and beneficiaries reached were 58.3 percent well above the 30 percent initial target.

The activities targeting the prevention of chronic malnutrition that were planned for 18,000 children aged 6–23 months were only partially implemented in 2019 due to funding constraints. In 2019, WFP distributed 86.1 mt of SuperCereal Plus reaching 4,953 children aged 6 to 23 months through its stunting prevention programme also in Oio, Bafatá, and Gabu the regions where stunting rates exceed 30 percent. The individual ration is the same as that of MAM to account for possible sharing with other children in the household and sufficient to meet the daily caloric needs for children at risk of malnutrition.

Results from post-distribution monitoring show that 13.5 percent of children between 6 and 23 months met a minimum acceptable diet. The share of children aged 6-23 months who received a minimum acceptable diet, improved from the baseline and significantly exceeded the national average (9.3 percent), but fell short of the 20 percent target.

Nutrition assistance planned for treatment and care of 630 malnourished anti-retroviral therapy (ART) clients in Bafata, Biombo, Cacheu, Gabu, and Oio regions and Bissau, geographical areas with the highest numbers of people living with HIV (PLHIV) under treatment, was discontinued in March 2018 and was not implemented in 2019 due to lack of funding, despite Guinea-Bissau having the highest rate of HIV/AIDS prevalence in West Africa (3.4 percent) and the demonstrated success of nutritional assistance in improving adherence to treatment and increased recovery rates among malnourished PLHIV. While the Global Fund approved WFP project as additional projects to be funded, they were not able to mobilize additional funding.

Nevertheless, financial support from UNAIDS' Unified Budget, Results and Accountability Framework (UBRAF), enabled WFP to undertake a study identifying social barriers to HIV/AIDS treatment and develop recommendations for relevant capacity strengthening in social protection programming. With this UBRAF funding, WFP supported the MoPH to revise nutritional guidelines for PLHIV and update its HIV/AIDS prevention, treatment toolkit for community health workers and conducted training 41 community health workers.

In 2019, WFP contributed to the generation of evidence and greater availability of indicators and analysis for monitoring nutrition situations, informing policy and programme design, and tracking progress. The study on nutrition knowledge, attitudes and practices (KAP) in Bafata, Gabu and Oio regions and Bissau conducted by WFP in collaboration with the MoPH and jointly funded by the European Union (EU) and WFP highlighted a limited knowledge on nutrition and poor diet, eating habit and feeding practices among the population and will guide the design of social and behaviour change communication programming in 2020. The Cost of Hunger in Africa (COHA) conducted in Guinea-Bissau organized and supported by WFP and funded by the Government of Guinea Bissau and the EU estimated the actual costs of child chronic malnutrition to the country's productivity, education and health system generated.

On 25 and 26 October 2019, supporting the MoPH, WFP organized the second free-of-charge nutrition counselling in all 38 sectors of the country. WFP mobilized support from 28 partners, including ministries, national and international NGOs, the private sector, and the UN agencies. Nutrition counselling informed participants of their nutritional status based on the measurement of weight, height, brachial perimeter, blood pressure and blood sugar level and the consequences of wrong eating habits. A total of 4,674 people participated in this initiative across the country. They were given nutritional advice on diet to prevent diseases from unbalanced nutrition on the need to control basic indicators related to nutrition and health. Data from the free nutrition counselling provided a photographic situation of the nutritional status of participants disaggregated by gender, age and sector. Statistics included the nutritional status in children and adults, body mass index, adult blood pressure levels, and diabetes prevalence.

WFP Gender and Age Marker	
CSP Activity	GAM Monitoring Code



Support the implementation of the national nutrition policy and the protocol for integrated prevention of stunting and treatment of MAM focusing on the provision of support for policy design and gender and age-informed implementation, technical assistance and capacity strengthening to the Ministry of Health, social and behaviour change communication, the prevention of stunting among children aged 6–23 months, the treatment of MAM among children aged 6–59 months, and food and nutrition assistance to people living with HIV and their households.	4
--	---

T-ICSP Strategic outcome 03 / CSP Strategic outcome 04

Smallholder farmers in Guinea-Bissau, particularly women and young people, have improved livelihoods and increased household incomes by 2024

	Needs-based plan	Implementation plan	Available resources	Expenditures
T-ICSP	\$1,916,014	\$1,771,605	\$2,123,821	\$1,989,184
CSP	\$445,220	\$294,063	\$1,688,603	\$254,311

Strategic outcome 4 of the current country strategic plan (CSP), aims to enhance the livelihoods and increase incomes of smallholder farmers (particularly women) to better support food security and nutrition needs throughout the year.

In 2019, WFP implemented activities under transitional interim country strategic plan (T-ICSP) strategic outcome 3 and CSP strategic outcome 4 without interruption. WFP continued to support small-holder farmer associations, mostly women, through purchases of fresh food for school canteens and capacity-strengthening assisting them in improving food production and empowering them with basic business skills, literacy and nutrition and the value chain. In 2019, expenditures reflected 95 percent of the needs-based plan and 108 percent of the implementation plan.

WFP and partners encouraged women smallholder farmers to improve their production of quality food for supply to school canteens in nearby communities. By linking local production and school feeding, WFP created new markets, facilitated access to markets for women smallholder farmers, contributed to increase their income and supported rural community development, while reducing food insecurity among schoolchildren, increasing children's primary school enrolment and attendance and reducing school drop-outs.

With funding from the Government of Guinea-Bissau and in partnership with local non-governmental organizations (NGOs), WFP continued its home-grown school feeding initiative in Cacheu and Oio regions for purchase with vouchers and mobile money payments of locally grown food from associations of women farmers to supply school canteens in 40 communities. In 2019, 52.1 mt of fresh vegetables were purchased with a contribution from the Government of Guinea-Bissau and distributed to 40 schools for 13,676 school children. WFP identified an additional 60 new communities that will sell food to school canteens from April 2020. Members of women farmer associations were able to increase their income resulting in economic empowerment of rural women who were also empowered through literacy, nutrition, basic business skills and the value chain learning improving the quality of life for themselves and their families.

In 2019, WFP partnered with national NGOs supporting complementary initiatives and aggregating and consolidating locally produced food for WFP purchases. WFP continued to support home-grown school feeding in six regions through funding from the Government of Japan. 56,059 schoolchildren in 214 schools in these regions benefited from locally grown, fresh and nutritious tubers and beans produced by smallholder farmer associations in nearby communities. Purchase prices were determined based on 12-month average market prices for each commodity in six regions where WFP implemented home-grown school feeding. In 2019, 695.9 mt of tubers, 373.8 mt of beans, and 28.0 mt of iodized salt were locally purchased. WFP ensured food quality for schoolchildren consumption with systematic food inspections by the independent assessor in the partners' warehouses prior to deliveries to schools.

NGO cooperating partners provided technical assistance to the smallholder farmers, aggregated their production, and supervised quality control to ensure a well-managed supply chain from farm to school. Results were optimized through coordination among local partners and community leaders, including food purchase and school management committees, school directors, smallholder women farmer associations, regional offices of the Ministry of Agriculture and NGOs.

Preliminary results from the evaluation of the school feeding programme indicate the positive impact of local food purchases on diversification of school meals, in addition to providing local farmers access to a new market for their produce. The evaluation also highlighted a high degree of satisfaction from farmers with the opportunity to sell part of their harvest locally, as most rural areas suffer from a structural lack of access to markets.

Results from the post-distribution monitoring assessment confirm the preliminary findings from the evaluation. All the farmers interviewed expressed their preference to sell their products to WFP and 85 percent of them have reported increased incomes. About 50 percent of the women small-holder farmers beneficiaries met minimum dietary diversity consuming five or more food groups the day before the interview. The share of women meeting minimum dietary diversity significantly improved from the baseline value (19 percent) and exceeded the average in rural areas (16 percent). Post-distribution monitoring also highlighted a significant decrease in the share of households using negative coping mechanisms from 46 percent registered in the baseline to 17.2 percent in the assessment.

Together with local NGO partners, WFP contributed to capacity strengthening and awareness-raising among women farmers in the areas of nutrition, literacy, basic business skills, inclusion in the value chain, and organic farming techniques. Women in targeted communities received training on improved organic soil fertilization, planting, and organic crop protection techniques as well as improved stock management to minimize post-harvest losses. Women farmers acquired literacy, numeracy, and basic bookkeeping to support informed sales and production decision-making and nutrition knowledge to improve household eating habits and feeding practices. The project sensitized community leaders to collaborate with these initiatives and helped women increase engagement in sustainable agriculture that supports improved nutrition and rural community development in the targeted regions.

WFP supported the empowerment of rural women for sustainable peacebuilding and conflict resolution in a joint project with the United Nations Population Fund (UNFPA) and United Nations Entity for Gender Equality and the Empowerment of Women (UN Women) funded by the United Nations Peacebuilding Fund (PBF). WFP implemented its component with one of the most credible and capable local NGO, which supported smallholder women farmers in three regions where WFP implements home-grown school feeding with structured dialogues about issues rural women encounter and how to resolve them. This resulted in identifying priority training and knowledge needs. Identified training needs include literacy, cooperativism, access to justice, water, land, credit and social services, management of household budgets and finance, gender equality, negotiation, conflict resolution, communication, networking and leadership. These capacity strengthening activities empower rural women and enable them economic and political participation. Rural women are better prepared to contribute to stability and peacebuilding in their communities and to more effectively advocate for access to of essential social services and equitable public policies in education, health, nutrition, food security and agriculture holding government and their legislative representatives accountable for the sustainable development of rural communities. In 2020, WFP will be able to extend project activities to Gabu region as part of a joint initiative with UNDP and UNFPA and with funding from the UN Peacebuilding Fund.

WFP Gender and Age Marker	
CSP Activity	GAM Monitoring Code
Provide an integrated package of assistance interventions to associations of women and young smallholder farmers that comprises nutrition and literacy education, training in basic business skills, sensitization to their rights to adequate food and nutrition, market access through the school feeding programme and the transfer of knowledge on the optimization of agricultural value chains.	4

T-ICSP Strategic outcome 04 / CSP Strategic outcome 05

National institutions and legislators in Guinea-Bissau have enhanced capacity in and are accountable for the development, implementation and monitoring of evidence-based food security and nutrition policies and programmes by 2030.

	Needs-based plan	Implementation plan	Available resources	Expenditures
T-ICSP	\$80,566	\$80,566	\$27,243	\$19,846
CSP	\$288,148	\$198,711	\$741,888	\$41,145

Strategic outcome 5 aims to enhance the capacity of national institutions to efficiently plan, implement, and monitor evidence-based food security and nutrition policies and programmes by 2030.

In 2019, expenditures under the transitional interim country strategic plan (T-ICSP) strategic outcome 4 and country strategic plan (CSP) strategic outcome 5 were 22 percent of the planned amount due to late confirmation, in December 2019, of a multiyear donor contribution which will now enable WFP to continue supporting capacity-strengthening to the Ministry of Agriculture and Forestry (MAF), the Ministry of Public Health (MoPH), and the National Institute of Statistics (INE) on the food security and nutrition monitoring system (FSNMS) throughout 2022. Nevertheless, WFP continued to support national institutions to take effective legislative action in order to implement equitable public



policies that support food security and nutrition programmes.

In 2019, WFP signed a Letter of Understanding (LoU) for the CSP with the Ministry of Foreign Affairs. The LoU sets the principles of the partnership between WFP and the Government of Guinea-Bissau for the implementation of the CSP 2019-2024. WFP signed work plans for the duration of CSP with the Minister of Education, the Minister of Public Health, Minister of Interior for the National Civil Protection Service (SNPC), and the State Secretary of Planning and Regional Integration for INE.

Guinea-Bissau's FSNMS was implemented since February 2015 as a cooperative effort between WFP and the Ministry of Agriculture and Rural Development (MADR) in partnership with other national and international organizations. FSNMS shed light on the situation and trends of food and nutrition security in rural and urban areas of Guinea-Bissau and provided relevant data and recommendations.

Three-year donor funding ended in February 2018 and the new agreement with the donor for continued funding was signed only in December 2019. While the concept of the project had been approved by the donor, the signing of the agreement was contingent on an external evaluation commissioned by the donor and incorporating evaluation recommendations into the FSNMS design. The evaluation was an opportunity to reflect with FSNMS stakeholders on three years of experience and apply lessons learned to improve the system. In January 2019, WFP facilitated a national stakeholder workshop to review the recommendations from the evaluation and suggest possible modification for the next project cycle of three years. WFP ensured that the design of FSNMS met the information needs of national stakeholders and is more cost-effective and efficient to allow sustainability and affordability when the system and the responsibility will be transferred to the national partners by the end of the CSP.

In July 2019, WFP in partnership with the MAF, the MoPH, and INE started the preparation of September 2019 survey for the FSNMS. FSNMS Technical and Coordination Cells which includes members from national counterparts and the United Nations agencies discussed the direction for the new FSNMS and reviewed the methodology and data collection tools.

In September and October 2019, WFP conducted the household survey for FSNMS with support of a national NGO and in coordination with the MAF, the MoPH, and the INE. Data collection took place in eight regions in Guinea-Bissau interviewing 4,683 heads of households. The survey also assessed the Minimum Dietary Diversity of 5,819 women aged 15 to 49 years old and of 1,260 children under two years old. Results were shared with partners in three provincial workshops with participants from eight regions in December. The national validation workshop took place in February 2020 due to Presidential election calendar. Validated results were used as primary inputs for the Cadre Harmonise of the Permanent Interstate Committee for Drought Control in the Sahel (Comité permanent Inter-Etats de Lutte contre la Sécheresse dans le Sahel, CILSS).

With 2015-2019 FSNMS experiences, MAF and INE colleagues have acquired the organizational and technical skills to conduct countrywide surveys. With WFP support, MAF managed the logistical arrangement of the survey, delivered training to data collection supervisors and data collectors, accompanied the donor evaluation and provided inputs to FSNMS improvement. INE was responsible for the elaboration of the sampling strategy, provided support for the data collection methodology and training and supervision of data collectors. However, a substantial enhancement of their capacity and competency is still required for the hand-over to be a success.

WFP Gender and Age Marker	
CSP Activity	GAM Monitoring Code
Provide national institutions with support for policies, technical assistance and the transfer of knowledge and advocate for the effective formulation and implementation of gender-transformative social safety nets, food security and nutrition programmes (including data collection and analysis, evidence generation and monitoring systems) and emergency preparedness and response mechanisms	4

Cross-cutting Results

Progress towards gender equality

Improved gender equality and women's empowerment among WFP-assisted population

Women in Guinea-Bissau have limited access to land, credit and household decision-making. Although the constitution prohibits discrimination based on sex, customary laws, social, traditional and religious practices negatively affect the quality of life for girls and women. In many rural communities, women and girls are not permitted to choose the men they marry, and girls may be forced into marriage as early as age 13. Female genital mutilation is widely practised with the national average of 45%, varying from region to region with Bafata and Gabu having the highest rates at 87 and 96 percent respectively.

School dropout rates are higher for girls and disparities in education result in illiteracy rates among women that are 30 percent higher than for men. Only 16 percent of women and girls aged 15-49 years achieve minimum diet diversity. Women's poor diet and high physical exertion even during pregnancy, have consequences such as low weight at birth, premature births, or miscarriages.

Since establishing its Gender Action Plan in 2016, WFP Guinea-Bissau has reinforced a gender approach across all phases of the project cycle. WFP's Gender Policy is incorporated in all field-level agreements, memorandums of understanding and contracts. Gender and age disaggregated data is mandatory for monitoring and evaluation. The five-year country strategic plan (CSP) 2019-2024 follows good gender mainstreaming practices and has been assigned a gender age marker of 3. Gender-focused activities comprise 14.4 percent of the total CSP budget.

Women farmer associations were engaged to supply food for WFP-assisted school canteens in 254 schools in six regions. Women farmers increased their income through the sale of food they grew to school canteens, securing new reliable markets and benefiting up to 69,735 children receiving more diversified meals. Women farmers also benefitted from WFP-supported learning opportunities in nutrition, literacy and basic business skills. WFP provided a take-home ration entitlement to over 19,072 girls in grades 4 to 6 who attended at least 80 percent of the classes in WFP supported schools.

With financial support from the United Nations Peacebuilding Fund (PBF), WFP partnered with a national NGO to empower rural women in Bafata, Cacheu, and Oio regions. The initiative intended to empower rural women to be contributors to sustainable peacebuilding at community and national levels with increased political participation through activities to enable them to become more informed voters, advocates for basic social services and public policies responding to their needs. About 2,000 rural women from 40 communities received trainings in family budgeting and business, cooperativism, access to justice, human rights, gender equality, communication and social mobilization. Each community identified two women leaders and a group of 80 women community leaders received training on leadership, negotiation, conflict prevention and resolution and mediation. They and participated in an inter-regional forum in June 2019 representing their communities. The NGO published the report from the participatory diagnostic study based on community dialogues in 2018 with the participation of more than a thousand women.

WFP Guinea-Bissau joined in the 2019 Sixteen Days of Activism against Gender-Based Violence Campaign.

Protection

Affected populations are able to benefit from WFP programmes in a manner that ensures and promotes their safety, dignity and integrity

In 2019, WFP continued to work with partners to ensure that programme design and implementation are carried out in the best conditions of safety in addition to respecting the dignity, needs, rights and capabilities of vulnerable populations receiving WFP assistance. WFP took into consideration protection issues in the design and implementation of activities and asked its cooperation partners do the same. Protection issues included integrity; gender-based violence; discrimination; marginalization of individuals or groups based on age, sex, sexual orientation, ethnicity, social status, religious belief and practices, or disability; and social jealousy between targeted and excluded households or communities and its potential effect on social cohesion.

WFP and its partners continued to ensure the 'do no harm' and 'no excuse' principles in interventions, avoiding causing harm to anyone and promoting awareness among WFP and cooperating partner staff of the necessity that all assisted people are safe and treated with dignity and integrity. This was achieved through sensitization and protection clauses in field-level agreements. WFP and cooperating partners' staff made sure to always obtain the informed consent of beneficiaries before taking photos or making video and audio recordings, with stringent precautions taken during interviews involving children. All recordings produced were used exclusively for the benefit of WFP activities and shared only in the working environment. WFP translated 'no excuse' card to the local language and widely distributed among partners, government, non-governmental organizations (NGOs), nutrition centres, child parliamentarians, development partners, private sectors, the media and journalists and UN agencies.

WFP and partners also requested consent from vulnerable people before collecting data. Beneficiaries were informed of the purpose of all data collection undertaken. Data was collected only for reasons relevant to programme outcomes



and activities, and identities were not disclosed. Collected data was shared only among legitimate and authorized users, and only for official business. Beneficiary data was handled in a manner fully consistent with WFP's policies, guidelines and standard procedures.

In line with the previous year, post-distribution monitoring results indicate that 86.8 percent of the beneficiaries who received nutrition support reported that WFP programmes are dignified. The proportion of targeted people receiving nutrition assistance without safety challenges was 86.3 percent while the proportion of targeted people having unhindered access to WFP programmes was 99.2 percent.

Accountability to affected populations

Affected populations are able to hold WFP and partners accountable for meeting their hunger needs in a manner that reflects their views and preferences

In 2019, WFP continued to work with partners to ensure that programme design and implementation are carried out in the best conditions of safety in addition to respecting the dignity, needs, rights and capabilities of vulnerable populations receiving WFP assistance. WFP took into consideration protection issues in the design and implementation of activities and asked its cooperation partners to do the same. Protection issues included integrity; gender-based violence; discrimination; marginalization of individuals or groups based on age, sex, sexual orientation, ethnicity, social status, religious belief and practices, or disability; and social jealousy between targeted and excluded households or communities and its potential effect on social cohesion.

WFP and its partners continued to ensure the 'do no harm' and 'no excuse' principles in interventions, avoiding causing harm to anyone and promoting awareness among WFP and cooperating partner staff of the necessity that all assisted people are safe and treated with dignity and integrity. This was achieved through sensitization and protection clauses in field-level agreements. WFP and cooperating partners' staff made sure to always obtain the informed consent of beneficiaries before taking photos or making video and audio recordings, with stringent precautions taken during interviews involving children. All recordings produced were used exclusively for the benefit of WFP activities and shared only in the working environment. WFP translated 'no excuse' card to the local language and widely distributed among partners, government, NGOs, nutrition centres, child parliamentarians, development partners, private sectors, the media and journalists and UN agencies.

WFP and partners also requested consent from vulnerable people before collecting data. Beneficiaries were informed of the purpose of all data collection undertaken. Data was collected only for reasons relevant to programme outcomes and activities, and identities were not disclosed. Collected data was shared only among legitimate and authorized users, and only for official business. Beneficiary data was handled in a manner fully consistent with WFP's policies, guidelines and standard procedures.

In line with the previous year, post-distribution monitoring results indicate that 86.8 percent of the beneficiaries who received nutrition support reported that WFP programmes are dignified. The proportion of targeted people receiving nutrition assistance without safety challenges was 86.3 percent while the proportion of targeted people having unhindered access to WFP programmes was 99.2 percent.

Environment

Targeted communities benefit from WFP programmes in a manner that does not harm the environment

Guinea-Bissau is characterized by a sub-humid climate and two well defined seasons, a monsoon-type rainy season (mid-May to mid-November) and a dry season (mid-November to mid-May). The country has been experiencing increasing frequency of heavy rainfall as well as the late start of the annual rainy season. Average temperatures have risen by more than one-degree Celsius in the last thirty years as well as the number of days registering temperature anomalies.

Excessive seasonal rainfall that raises levels of coastal waters and river basins often causes flooding of the adjoining farmland. Seawater mixed with river water causes salinization of agricultural fields and destroys crops under cultivation, resulting in harm to farmers who risk losing an entire harvest vital to their livelihood. Since 2015, more than 170,000 people were affected by recurrent flooding impacting the agricultural sector and disrupting more than 55,000 MT of rice production corresponding to about 8 per cent of total production. Floods also caused the salinization of 1,775 hectares, 0.6 percent, of arable lands.

Salinized lowlands where farmers previously cultivated rice and other crops remain unusable for many years if not rehabilitated, which is difficult for subsistence farmers who rarely have the means to rehabilitate their affected fields. Natural hazards and resulting environmental fragility are exacerbated by poverty, especially among the rural poor who resort to environmentally unfriendly practices, including the deforestation that accelerates the impact of wind, water, and soil erosion.

The total rainfall in 2019 was lower than normal, particularly in the west, south, and islands. In May 2019, significant rainfall deficits were registered delaying planting of maize, millet and sorghum. Seasonal rains started late in June and, on average, actual rainfall was 85 percent with respect to the long-term average. The late arrival and early end of the rainy season, accompanied by drought periods, may result in low yields of cereal crops, whose production is dependent on rainfall.

Links between food insecurity and environmental degradation caused by salinization of land, water and soil erosion, loss of soil fertility, flooding and drought are well-known and confirmed in Guinea-Bissau. WFP considered these links and took precautions to avoid causing harm to the environment through its interventions.

Under strategic outcome 3 “Smallholder farmers (particularly women) enhanced livelihoods to better support food security and nutrition needs throughout the year”, WFP worked with partners to train members of 50 smallholder farmer associations in 40 communities in Oio and Cacheu regions on organic agricultural practices by sensitizing them to potential effects of chemical products in agricultural production and associated risks to the health of schoolchildren, farmers and other consumers. WFP encouraged farmers to use organic fertilizer (compost) and organic pesticides.

Change is possible

Life in rural Guinea-Bissau is not easy for most people, but Brestem Mendes has no desire to be like most people. She has larger ambitions for herself, her family, her community and her peers, especially women. The 36-year-old farmer actively participates in a 250-woman farmer association in her community of Tchur-Brik in this Guinea-Bissau, applying her enthusiasm and her nine years of formal schooling – far beyond the norm for women her age – to push for changes that will improve the lives of women and girls.

“Changes are possible,” Brestem says. “I’ve seen changes...I do lots of sensitization, go talk to people – family, men, etc., and when they are sensitized, changes are possible.”

The sensitization, as she calls it, of her fellow village residents is necessary in a country

where 70 per cent of women between 15 and 49 are illiterate. Women are not regular participants in decision-making in their family or their local village. But Brestem started more fortunate than others, moving in with a sister more than two miles away in the community of Canchungo when she was young, so she could go past the 5th grade limit in her village school. Schooling stopped for Brestem when her family lacked the money to keep her in school. While she said “I want to go back to school to finish up to 12th grade.”, she is also determined to go further and help others do so as well – and thanks to increased cooperation between the WFP, non-governmental organizations (NGOs), the government of Guinea-Bissau and other donors to home-grown school feeding programme, the future is looking brighter.

Brestem now sells beans, inhame (tuber) and peanuts, among other things she grows for local school meals. Instead of paying to travel to a market in Canchungo to sell, she saves her money and time, taking courses organized by WFP and cooperating partners on nutrition, organic farming and business skills.

“After the classes I attended, I am no longer spending all my money on local rituals and ceremonies and started to save the money.”

Brestem said, proud of her decision to stand up to the common practice of pressuring community members to pay money to participate in the local rituals. She’s also paying her better fortune forward -- extra money she earns helps pay for school fees, school supplies and clothing that her niece and nephew to attend a private school rather than the public schools, which she said often close because of teacher strikes. Brestem spends about 10 per cent of her total income for school support, not a small sum in a country where the per capita income is less than \$700 a year. Brestem is also an advocate in her community, especially for girls’ education. “I keep telling parents who send boys to school but keep girls at home, that they need to send both boys and girls and treat girls same as boys!” she said.

Brestem is one of 2,000 rural smallholder farmers, mostly women, who are a part of a rural empowerment initiative organized by WFP and an NGO partner. She took part in a three-day training that focused on setting budgets, basic small business management; cooperatives, human rights and socio-economic rights, communication and negotiation. Brestem was also chosen as one of 80 community leaders to get additional training, including mediation and conflict management – an important subject in the often unstable rural communities where food insecurity is high.

“Development needs courage and patience,” Brestem Mendez told the group of rural women. And it sounds like she has plenty of both.

Data notes

Summary

The number of people living with disability was calculated using the proportion of disabled people at the national level from the total number of WFP participants and beneficiaries.

This report covers the full reporting year of 2019.

Strategic outcome 01

The indicators related to SO 1 were not collected because the activity related was not implemented in 2019.

Strategic outcome 03

The nutrition outputs indicators linked to “HIV/TB Care & treatment activity” were not collected because this activity was not implemented.

Strategic outcome 04

The outputs indicators related to “cash-based transfers” were not collected because we did not implement an activity related to cash during the six months of the CSP.

Figures and Indicators

Beneficiaries by Age Group

Beneficiary Category	Gender	Planned	Actual	% Actual vs. Planned
Total Beneficiaries	male	105,221	84,561	80%
	female	126,825	96,361	76%
	total	232,046	180,922	78%
By Age Group				
0-23 months	male	3,138	277	9%
	female	3,138	334	11%
	total	6,276	611	10%
24-59 months	male	4,703	125	3%
	female	4,703	97	2%
	total	9,406	222	2%
5-11 years	male	82,485	84,159	102%
	female	96,667	95,930	99%
	total	179,152	180,089	101%
12-17 years	male	18	0	-
	female	18	0	-
	total	36	0	-
18-59 years	male	12,978	0	-
	female	18,537	0	-
	total	31,515	0	-
60+ years	male	1,899	0	-
	female	3,762	0	-
	total	5,661	0	-

Beneficiaries by Residence Status

Residence Status	Planned	Actual	% Actual vs. Planned
Resident	232,046	180,922	-
Refugee	0	0	-
Returnee	0	0	-
IDP	0	0	-

Annual Food Transfer


Commodities	Planned Distribution (mt)	Actual Distribution (mt)	% Actual vs. Planned
Everyone has access to food			
Strategic Outcome: Strategic Outcome 01			

Commodities	Planned Distribution (mt)	Actual Distribution (mt)	% Actual vs. Planned
Rice	2,661	2,193	82%
Canned Fish	381	15	4%
Iodised Salt	57	0	0%
Olive Oil	0	2	-
Vegetable Oil	191	146	76%
Beans	381	290	76%
No one suffers from malnutrition			
Strategic Outcome: Strategic Outcome 02			
Corn Soya Blend	342	8	2%
Vegetable Oil	1	0	0%
Smallholders have improved food security and nutrition			
Strategic Outcome: Strategic Outcome 03			
Rice	108	0	0%
Iodised Salt	20	28	137%
Vegetable Oil	7	0	0%
Beans	264	374	142%
Tubers - Fresh	748	696	93%

Annual Cash Based Transfer and Commodity Voucher

Modality	Planned Distribution (CBT)	Actual Distribution (CBT)	% Actual vs. Planned
Smallholders have improved food security and nutrition			
Commodity Voucher	543,000	34,805	6%
No one suffers from malnutrition			
Commodity Voucher	15,309	0	0%

WFP contribution to SDGs


 SDG 2: End hunger, achieve food security and improved nutrition and promote sustainable agriculture										
WFP Strategic Goal 1: Support countries to achieve zero hunger					WFP Contribution (by WFP, or by governments or partners with WFP Support)					
SDG Indicator	National Results				SDG-related indicator		Direct			Indirect
		Female	Male	Overall			Female	Male	Overall	
Prevalence of moderate or severe food insecurity in the population, based on the Food Insecurity Experience Scale (FIES)	%	32.6	31	31	Number of people reached (by WFP, or by governments or partners with WFP support) to improve their food security	Number	87,336	98,976	186,312	148,326


Prevalence of malnutrition among children under 5 years of age, by type (wasting and overweight)	% wasting	5.6	6.3	6	Number of people reached (by WFP, or by governments or partners with WFP support) with interventions to prevent and treat malnutrition (moderate acute malnutrition)	Number	484	438	922	0
Average income of small-scale food producers, by sex and indigenous status	US\$				Number of small-scale food producers reached (by WFP, or by governments or partners with WFP support) with interventions that contribute to improved incomes	Number	2,945	2,410	5,355	32,130
Proportion of agricultural area under productive and sustainable agriculture	%				Number of people reached (by WFP, or by governments or partners with WFP support) with interventions that aim to ensure productive and sustainable food systems	Number	1,508	562	2,070	0

 **SDG 17: Strengthen the means of implementation and revitalize the global partnership for sustainable development**

WFP Strategic Goal 2: Partner to support implementation of the SDGs		WFP Contribution (by WFP, or by governments or partners with WFP Support)			
SDG Indicator	National Results	SDG-related indicator		Direct	Indirect
	Overall			Overall	
Number of countries with mechanisms in place to enhance policy coherence of sustainable development	Number	Number of mechanisms (by type) developed (by WFP, or by governments or partners with WFP support) to enhance policy coherence (linked to zero hunger)	Number	3	0
Number of countries reporting progress in multi-stakeholder development effectiveness monitoring frameworks that support the achievement of the sustainable development goals	Number	Number of partners participating in multi-stakeholder partnerships (including common services and coordination platforms where WFP plays a leading or coordinating role)	Number	13	0
Foreign direct investments (FDI), official development assistance and South-South Cooperation as a proportion of total domestic budget	%	Dollar value of resources mobilized (by WFP) to increase government or national stakeholder access to financial resources to achieve the SDGs	US\$	562,689	0
Dollar value of financial and technical assistance (including through North-South, South-South and triangular cooperation) committed to developing countries	US\$	Dollar value (within WFP portfolio) of technical assistance and country capacity strengthening interventions (including facilitation of South-South and triangular cooperation)	US\$	175,090	0

WFP contribution to SDGs

 SDG 2: End hunger, achieve food security and improved nutrition and promote sustainable agriculture										
WFP Strategic Goal 1: Support countries to achieve zero hunger					WFP Contribution (by WFP, or by governments or partners with WFP Support)					
SDG Indicator	National Results				SDG-related indicator		Direct			Indirect
		Female	Male	Overall				Female	Male	
Prevalence of moderate or severe food insecurity in the population, based on the Food Insecurity Experience Scale (FIES)	%	32.6	31	31	Number of people reached (by WFP, or by governments or partners with WFP support) to improve their food security	Number	86,593	97,230	183,823	114,432
Prevalence of stunting among children under 5 years of age	%	26.1	29.1	27.6	Number of people reached (by WFP, or by governments or partners with WFP support) with stunting prevention programmes	Number	2,536	2,417	4,953	0
Prevalence of malnutrition among children under 5 years of age, by type (wasting and overweight)	% wasting	5.6	6.3	6	Number of people reached (by WFP, or by governments or partners with WFP support) with interventions to prevent and treat malnutrition (moderate acute malnutrition)	Number	425	362	787	0

 SDG 17: Strengthen the means of implementation and revitalize the global partnership for sustainable development										
WFP Strategic Goal 2: Partner to support implementation of the SDGs					WFP Contribution (by WFP, or by governments or partners with WFP Support)					
SDG Indicator	National Results				SDG-related indicator		Direct			Indirect
				Overall					Overall	
Number of countries with mechanisms in place to enhance policy coherence of sustainable development	Number				Number of mechanisms (by type) developed (by WFP, or by governments or partners with WFP support) to enhance policy coherence (linked to zero hunger)	Number			3	
Number of countries reporting progress in multi-stakeholder development effectiveness monitoring frameworks that support the achievement of the sustainable development goals	Number				Number of partners participating in multi-stakeholder partnerships (including common services and coordination platforms where WFP plays a leading or coordinating role)	Number			40	
Foreign direct investments (FDI), official development assistance and South-South Cooperation as a proportion of total domestic budget	%				Dollar value of resources mobilized (by WFP) to increase government or national stakeholder access to financial resources to achieve the SDGs	US\$			6,464,221	
Dollar value of financial and technical assistance (including through North-South, South-South and triangular cooperation) committed to developing countries	US\$				Dollar value (within WFP portfolio) of technical assistance and country capacity strengthening interventions (including facilitation of South-South and triangular cooperation)	US\$			43,822	

Beneficiaries by Age Group

Beneficiary Category	Gender	Planned	Actual	% Actual vs. Planned
Total Beneficiaries	male	99,952	97,222	97%
	female	114,679	86,601	76%
	total	214,631	183,823	86%
By Age Group				
0-23 months	male	8,497	2,586	30%
	female	8,497	2,736	32%
	total	16,994	5,322	31%
24-59 months	male	123	185	150%
	female	123	233	189%
	total	246	418	170%
5-11 years	male	84,078	94,451	112%
	female	98,084	83,632	85%
	total	182,162	178,083	98%
12-17 years	male	75	0	-
	female	75	0	-
	total	150	0	-
18-59 years	male	6,539	0	-
	female	7,050	0	-
	total	13,589	0	-
60+ years	male	640	0	-
	female	850	0	-
	total	1,490	0	-

Beneficiaries by Residence Status

Residence Status	Planned	Actual	% Actual vs. Planned
Resident	214,631	183,823	86%
Refugee	0	0	-
Returnee	0	0	-
IDP	0	0	-

Annual Food Transfer

Commodities	Planned Distribution (mt)	Actual Distribution (mt)	% Actual vs. Planned
Everyone has access to food			
Strategic Outcome: Strategic Outcome 01			
Strategic Outcome: Strategic Outcome 02			
Rice	1,360	827	61%

Commodities	Planned Distribution (mt)	Actual Distribution (mt)	% Actual vs. Planned
Canned Fish	198	16	8%
Dried Fish	0	1	-
Iodised Salt	46	0	0%
Vegetable Oil	99	70	70%
Beans	305	143	47%
Tubers - Fresh	640	0	0%
No one suffers from malnutrition			
Strategic Outcome: Strategic Outcome 03			
Corn Soya Blend	345	101	29%
Rice Soya Blend	0	0	-
Vegetable Oil	1	0	0%
Smallholders have improved food security and nutrition			
Strategic Outcome: Strategic Outcome 04			

Annual Cash Based Transfer and Commodity Voucher

Modality	Planned Distribution (CBT)	Actual Distribution (CBT)	% Actual vs. Planned
No one suffers from malnutrition			
Cash	68,040	0	0%
Smallholders have improved food security and nutrition			
Cash	304,290	0	0%
Everyone has access to food			
Commodity Voucher	216,000	0	0%

Strategic Outcome and Output Results

Strategic Outcome 01	Crisis-affected populations in Guinea-Bissau are able to meet their basic food and nutrition requirements in the aftermath of shocks.	- Crisis Response						
Activity 01	Provide food and nutrition assistance to crisis-affected populations and strengthen the capacity of and coordination among national partners in responding to crises as a contingency measure.	Beneficiary Group	Activity Tag		Planned	Actual		
Output A	Individuals affected by shocks receive timely and adequate nutritious food and/or cash-based transfers (CBTs) to meet their immediate food and nutrition needs.							
A.1	Beneficiaries receiving cash-based transfers	All	CBT platform	Female Male Total	6,000 6,000 12,000			
A.3	Cash-based transfers			US\$	216,000			

Strategic Outcome 02	School-age children in Guinea-Bissau have access to nutritious meals during the school year.	- Nutrition Sensitive - Root Causes						
Activity 02	Provide nutritious school meals to pre- and primary schoolchildren and take-home rations for girls in years 5 and 6 and strengthen the capacities of the Government and partners at the central and local levels to implement and monitor a nutrition-sensitive and gender-transformative school feeding programme	Beneficiary Group	Activity Tag		Planned	Actual		
Output A	The households of girls in 5th and 6th grades receive take-home rations that support household food security to foster increased school attendance and retention							
Output A, N*	Pre- and primary school-age children in rural areas receive timely nutritious and diversified school meals to improve their food and nutrition security and create the minimum conditions for quality learning							
Output C	Pre- and primary schoolchildren benefit from enhanced management and gender-responsive monitoring capacities of government, communities and schools that improve food and nutrition security							
A.1	Beneficiaries receiving food transfers	Students (primary schools)	School feeding (on-site)	Female Male Total	90,000 90,000 180,000	83,632 94,451 178,083		
			School feeding (take-home rations)	Female Male Total	15,000 0 15,000	19,072 0 19,072		
A.2	Food transfers			MT	2,648	1,057		
A.5	Quantity of non-food items distributed							
	Quantity of weighing scales distributed		School feeding (on-site)	non-food item	300	865		
A.6	Number of institutional sites assisted							

	Number of community canteens assisted		School feeding (on-site)	canteen	874	865	
A.8	Number of rations provided						
	Number of rations provided		School feeding (on-site)	ration	1,713	981	
			School feeding (take-home rations)	ration	172	75	
C.4*	Number of people engaged in capacity strengthening initiatives facilitated by WFP to enhance national food security and nutrition stakeholder capacities (new)						
	Number of government/national partner staff receiving technical assistance and training		Individual capacity strengthening activities	individual	59	81	
C.5*	Number of capacity strengthening initiatives facilitated by WFP to enhance national food security and nutrition stakeholder capacities (new)						
	Number of training sessions/workshop organized		Institutional capacity strengthening activities	training session	2	2	
	Number of technical assistance activities provided		Institutional capacity strengthening activities	unit	3	3	
C.6*	Number of tools or products developed or revised to enhance national food security and nutrition systems as a result of WFP capacity strengthening support (new)						
	Number of tools or products developed		Institutional capacity strengthening activities	unit	2	2	
C.7*	Number of national institutions benefitting from embedded or seconded expertise as a result of WFP capacity strengthening support (new)						
	Number of national institutions benefitting from embedded or seconded expertise as a result of WFP capacity strengthening support (new)		Institutional capacity strengthening activities	Number	1	1	
N*.1	Feeding days as percentage of total school days						
	Feeding days as percentage of total school days		School feeding (on-site)	%	100	74	
N*.6	Number of children covered by Home-Grown School Feeding (HGFS)						
	Number of children covered by Home-Grown School Feeding (HGFS)		School feeding (on-site)	Number	80,000	79,128	

Outcome results				Baseline	End-CSP Target	2019 Target	2019 Follow-up value	2018 Follow-up value
children primary; Guinea-Bissau; Capacity Strengthening, Commodity Voucher, Food								
Value and volume of smallholder sales through WFP-supported aggregation systems								
Value (USD)	Act 02: Provide nutritious school meals to pre- and primary schoolchildren and take-home rations for girls in years 5 and 6 and strengthen the capacities of the Government and partners at the central and local levels to implement and monitor a nutrition-sensitive and gender-transformative school feeding programme	School feeding (on-site)	Overall	1017257		≥1017257	1017257	
Volume (MT)	Act 02: Provide nutritious school meals to pre- and primary schoolchildren and take-home rations for girls in years 5 and 6 and strengthen the capacities of the Government and partners at the central and local levels to implement and monitor a nutrition-sensitive and gender-transformative school feeding programme	School feeding (on-site)	Overall	1,149.60		≥1,149.60	1,149.60	
national partners; Guinea-Bissau; Capacity Strengthening								
Number of national food security and nutrition policies, programmes and system components enhanced as a result of WFP capacity strengthening (new)								
	Act 02: Provide nutritious school meals to pre- and primary schoolchildren and take-home rations for girls in years 5 and 6 and strengthen the capacities of the Government and partners at the central and local levels to implement and monitor a nutrition-sensitive and gender-transformative school feeding programme	Institutional capacity strengthening activities	Overall	5	≥10	≥5	6	
Primary children; Guinea-Bissau; Capacity Strengthening, Commodity Voucher, Food								
Enrolment rate								
	Act 02: Provide nutritious school meals to pre- and primary schoolchildren and take-home rations for girls in years 5 and 6 and strengthen the capacities of the Government and partners at the central and local levels to implement and monitor a nutrition-sensitive and gender-transformative school feeding programme	School feeding (on-site)	Female	0	>2	>0	0	
			Male	0	>2	>0	0	
			Overall	0	>2	>0	0	
Attendance rate (new)								

	Act 02: Provide nutritious school meals to pre- and primary schoolchildren and take-home rations for girls in years 5 and 6 and strengthen the capacities of the Government and partners at the central and local levels to implement and monitor a nutrition-sensitive and gender-transformative school feeding programme	School feeding (on-site)	Female Male Overall	94.90 94.50 94.70	≥95 ≥95 ≥95	=95 =95 =95	94.90 94.50 94.70
Retention rate / Drop-out rate (new)							
Drop-out rate	Act 02: Provide nutritious school meals to pre- and primary schoolchildren and take-home rations for girls in years 5 and 6 and strengthen the capacities of the Government and partners at the central and local levels to implement and monitor a nutrition-sensitive and gender-transformative school feeding programme	School feeding (on-site)	Female Male Overall	4 4.20 4.10	≤3 ≤3 ≤3	≤3.50 ≤4 ≤4	4 4.20 4.10
Retention rate	Act 02: Provide nutritious school meals to pre- and primary schoolchildren and take-home rations for girls in years 5 and 6 and strengthen the capacities of the Government and partners at the central and local levels to implement and monitor a nutrition-sensitive and gender-transformative school feeding programme	School feeding (on-site)	Female Male Overall	96 95.80 95.90	≥97 ≥97 ≥97	≥96.50 ≥96 ≥96	96 95.80 95.90

Strategic Outcome 03	Populations at risk of malnutrition in Guinea-Bissau, particularly children, women and adolescent girls of reproductive age and people living with HIV, have improved nutrition status in line with national targets by 2024.	- Root Causes						
Activity 03	Support the implementation of the national nutrition policy and the protocol for integrated prevention of stunting and treatment of MAM focusing on the provision of support for policy design and gender and age-informed implementation, technical assistance and capacity strengthening to the Ministry of Health, social and behaviour change communication, the prevention of stunting among children aged 6–23 months, the treatment of MAM among children aged 6–59 months, and food and nutrition assistance to people living with HIV and their households	Beneficiary Group	Activity Tag		Planned	Actual		
Output A, B	Children aged 6–59 months and people living with HIV and receiving anti-retroviral treatment and their household members receive nutritious food or CBTs for improving their nutrition status							

A.1	Beneficiaries receiving food transfers	Children	Treatment of moderate acute malnutrition	Female Male Total	167 166 333	433 354 787		
			Prevention of stunting	Female Male Total	9,000 9,000 18,000	2,536 2,417 4,953		
		ART clients	HIV/TB Care& treatment;	Female Male Total	112 88 200			
A.1	Beneficiaries receiving cash-based transfers	All	HIV/TB Care& treatment;	Female Male Total	784 616 1,400			
A.2	Food transfers			MT	346	100		
A.3	Cash-based transfers			US\$	68,040			
A.8	Number of rations provided							
	Number of rations provided		Treatment of moderate acute malnutrition	ration	11,988	14,485		
			Prevention of stunting	ration	324,000	87,368		
B.2	Quantity of specialized nutritious foods provided							
	Quantity of specialized nutritious foods provided		Treatment of moderate acute malnutrition	Mt	11,988	14,485		
			Prevention of stunting	Mt	324,000	87,368		
Outcome results				Baseline	End-CSP Target	2019 Target	2019 Follow-up value	2018 Follow-up value
children; Guinea-Bissau; Food								
Proportion of target population that participates in an adequate number of distributions (adherence)								

	Act 03: Support the implementation of the national nutrition policy and the protocol for integrated prevention of stunting and treatment of MAM focusing on the provision of support for policy design and gender and age-informed implementation, technical assistance and capacity strengthening to the Ministry of Health, social and behaviour change communication, the prevention of stunting among children aged 6–23 months, the treatment of MAM among children aged 6–59 months, and food and nutrition assistance to people living with HIV and their households	Treatment of moderate acute malnutrition	Female Male Overall	87 84 86	≥95 ≥95 ≥95	=90 =90 =90	87.50 85.20 87
Proportion of children 6–23 months of age who receive a minimum acceptable diet							
	Act 03: Support the implementation of the national nutrition policy and the protocol for integrated prevention of stunting and treatment of MAM focusing on the provision of support for policy design and gender and age-informed implementation, technical assistance and capacity strengthening to the Ministry of Health, social and behaviour change communication, the prevention of stunting among children aged 6–23 months, the treatment of MAM among children aged 6–59 months, and food and nutrition assistance to people living with HIV and their households	Treatment of moderate acute malnutrition	Female Male Overall	9.20 9.40 9.30	≥50 ≥50 ≥50	≥20 ≥20 ≥20	9.20 9.40 9.30
MAM Treatment Recovery rate							
	Act 03: Support the implementation of the national nutrition policy and the protocol for integrated prevention of stunting and treatment of MAM focusing on the provision of support for policy design and gender and age-informed implementation, technical assistance and capacity strengthening to the Ministry of Health, social and behaviour change communication, the prevention of stunting among children aged 6–23 months, the treatment of MAM among children aged 6–59 months, and food and nutrition assistance to people living with HIV and their households	Treatment of moderate acute malnutrition	Female Male Overall	85 82 84	≥95 ≥95 ≥95	≥85 ≥85 ≥85	82.35 85.35 85
MAM Treatment Mortality rate							

	Act 03: Support the implementation of the national nutrition policy and the protocol for integrated prevention of stunting and treatment of MAM focusing on the provision of support for policy design and gender and age-informed implementation, technical assistance and capacity strengthening to the Ministry of Health, social and behaviour change communication, the prevention of stunting among children aged 6–23 months, the treatment of MAM among children aged 6–59 months, and food and nutrition assistance to people living with HIV and their households	Treatment of moderate acute malnutrition	Female Male Overall	0 0 0	=0 =0 =0	=0 =0 =0	0 0 0
MAM Treatment Non-response rate							
	Act 03: Support the implementation of the national nutrition policy and the protocol for integrated prevention of stunting and treatment of MAM focusing on the provision of support for policy design and gender and age-informed implementation, technical assistance and capacity strengthening to the Ministry of Health, social and behaviour change communication, the prevention of stunting among children aged 6–23 months, the treatment of MAM among children aged 6–59 months, and food and nutrition assistance to people living with HIV and their households	Treatment of moderate acute malnutrition	Female Male Overall	1 1 1	=0 =0 =0	≤1 ≤1 ≤1	0.01 0 0
MAM Treatment Default rate							
	Act 03: Support the implementation of the national nutrition policy and the protocol for integrated prevention of stunting and treatment of MAM focusing on the provision of support for policy design and gender and age-informed implementation, technical assistance and capacity strengthening to the Ministry of Health, social and behaviour change communication, the prevention of stunting among children aged 6–23 months, the treatment of MAM among children aged 6–59 months, and food and nutrition assistance to people living with HIV and their households	Treatment of moderate acute malnutrition	Female Male Overall	0.13 0.16 0.14		≤0.13 ≤0.16 ≤0.14	0.15 0.14 0.15
Children; Guinea-Bissau; Food							
Proportion of eligible population that participates in programme (coverage)							

Act 03: Support the implementation of the national nutrition policy and the protocol for integrated prevention of stunting and treatment of MAM focusing on the provision of support for policy design and gender and age-informed implementation, technical assistance and capacity strengthening to the Ministry of Health, social and behaviour change communication, the prevention of stunting among children aged 6–23 months, the treatment of MAM among children aged 6–59 months, and food and nutrition assistance to people living with HIV and their households	Treatment of moderate acute malnutrition	Female	51.88		≥30	52.68
		Male	50.72		≥30	51.58
		Overall	57.53		≥30	58.33

Woman; Guinea-Bissau; Food

Minimum Dietary Diversity – Women

Act 03: Support the implementation of the national nutrition policy and the protocol for integrated prevention of stunting and treatment of MAM focusing on the provision of support for policy design and gender and age-informed implementation, technical assistance and capacity strengthening to the Ministry of Health, social and behaviour change communication, the prevention of stunting among children aged 6–23 months, the treatment of MAM among children aged 6–59 months, and food and nutrition assistance to people living with HIV and their households	Treatment of moderate acute malnutrition	Overall	20	≥50	≥40	24.20

Strategic Outcome 04	Smallholder farmers in Guinea-Bissau, particularly women and young people, have improved livelihoods and increased household incomes by 2024	- Nutrition Sensitive - Resilience Building						
Activity 04	Provide an integrated package of assistance interventions to associations of women and young smallholder farmers that comprises nutrition and literacy education, training in basic business skills, sensitization to their rights to adequate food and nutrition, market access through the school feeding programme and the transfer of knowledge on the optimization of agricultural value chains	Beneficiary Group	Activity Tag		Planned	Actual		
A.1	Beneficiaries receiving cash-based transfers	All	Individual capacity strengthening activities	Female Male Total	1,739 1,159 2,898			
A.3	Cash-based transfers			US\$	304,290			

Outcome results				Baseline	End-CSP Target	2019 Target	2019 Follow-up value	2018 Follow-up value
-----------------	--	--	--	----------	----------------	-------------	----------------------	----------------------

children primary; Guinea-Bissau; Capacity Strengthening, Commodity Voucher, Food

Value and volume of smallholder sales through WFP-supported aggregation systems

Value (USD)	Act 04: Provide an integrated package of assistance interventions to associations of women and young smallholder farmers that comprises nutrition and literacy education, training in basic business skills, sensitization to their rights to adequate food and nutrition, market access through the school feeding programme and the transfer of knowledge on the optimization of agricultural value chains	School feeding (on-site)	Overall	1017257		≥1017257	1017257	
Volume (MT)	Act 04: Provide an integrated package of assistance interventions to associations of women and young smallholder farmers that comprises nutrition and literacy education, training in basic business skills, sensitization to their rights to adequate food and nutrition, market access through the school feeding programme and the transfer of knowledge on the optimization of agricultural value chains	School feeding (on-site)	Overall	1,149.60		≥1,149.60	1,149.60	

smallholders; Guinea-Bissau; Capacity Strengthening, Commodity Voucher

Percentage of targeted smallholders selling through WFP-supported farmer aggregation systems

	Act 04: Provide an integrated package of assistance interventions to associations of women and young smallholder farmers that comprises nutrition and literacy education, training in basic business skills, sensitization to their rights to adequate food and nutrition, market access through the school feeding programme and the transfer of knowledge on the optimization of agricultural value chains	Smallholder agricultural market support activities	Female	78	≥85	≥78	78	
			Male	64	≥85	≥64	64	
			Overall	70	≥85	≥70	70	

Strategic Outcome 05	National institutions and legislators in Guinea-Bissau have enhanced capacity in and are accountable for the development, implementation and monitoring of evidence-based food security and nutrition policies and programmes by 2030.	- Nutrition Sensitive - Root Causes
-----------------------------	---	--

Activity 05	Provide national institutions with support for policies, technical assistance and the transfer of knowledge and advocate for the effective formulation and implementation of gender-transformative social safety nets, food security and nutrition programmes (including data collection and analysis, evidence generation and monitoring systems) and emergency preparedness and response mechanisms	Beneficiary Group	Activity Tag		Planned	Actual		
Output C	Food and nutrition-insecure people and people vulnerable to shocks benefit from strengthened national capacities in the formulation and implementation of equitable public policies related to social protection, food security and nutrition (including HGSM) and emergency preparedness and response; generation of evidence, monitoring and reporting; mobilization of resources and coordination of work in the food security and nutrition sector to better meet people's food and nutrition needs							
Output C, M	Food-insecure people benefit from advocacy efforts with government institutions, legislators, civil society organizations and other partners for adoption of laws and regulations and implementation and scale up of equitable policies and programmes for enhancing their food and nutrition security							
Output M	Food and nutrition-insecure people and people vulnerable to shocks benefit from strengthened national capacities in the formulation and implementation of equitable public policies related to social protection, food security and nutrition (including HGSM) and emergency preparedness and response; generation of evidence, monitoring and reporting; mobilization of resources and coordination of work in the food security and nutrition sector to better meet people's food and nutrition needs							
C.4*	Number of people engaged in capacity strengthening initiatives facilitated by WFP to enhance national food security and nutrition stakeholder capacities (new)							
	Number of government/national partner staff receiving technical assistance and training		Individual capacity strengthening activities	individual	70	77		
C.5*	Number of capacity strengthening initiatives facilitated by WFP to enhance national food security and nutrition stakeholder capacities (new)							
	Number of technical assistance activities provided		Individual capacity strengthening activities	unit	2	1		
	Number of training sessions/workshop organized		Institutional capacity strengthening activities	training session	4	4		
C.6*	Number of tools or products developed or revised to enhance national food security and nutrition systems as a result of WFP capacity strengthening support (new)							
	Number of tools or products developed		Institutional capacity strengthening activities	unit	2	2		
			Institutional capacity strengthening activities	unit	2	2		

C.7*	Number of national institutions benefitting from embedded or seconded expertise as a result of WFP capacity strengthening support (new)							
	Number of national institutions benefitting from embedded or seconded expertise as a result of WFP capacity strengthening support (new)		Institutional capacity strengthening activities	Number	5	5		
			Institutional capacity strengthening activities	Number	5	4		
M.1	Number of national coordination mechanisms supported							
	Number of national coordination mechanisms supported		Institutional capacity strengthening activities	unit	2	1		
			Institutional capacity strengthening activities	unit	2	1		
Outcome results				Baseline	End-CSP Target	2019 Target	2019 Follow-up value	2018 Follow-up value
national partners; Guinea-Bissau; Capacity Strengthening								
Number of national food security and nutrition policies, programmes and system components enhanced as a result of WFP capacity strengthening (new)								
	Act 05: Provide national institutions with support for policies, technical assistance and the transfer of knowledge and advocate for the effective formulation and implementation of gender-transformative social safety nets, food security and nutrition programmes (including data collection and analysis, evidence generation and monitoring systems) and emergency preparedness and response mechanisms	Institutional capacity strengthening activities	Overall	5	≥10	≥5	6	
Number of national programmes enhanced as a result of WFP-facilitated South-South and triangular cooperation support (new)								
	Act 05: Provide national institutions with support for policies, technical assistance and the transfer of knowledge and advocate for the effective formulation and implementation of gender-transformative social safety nets, food security and nutrition programmes (including data collection and analysis, evidence generation and monitoring systems) and emergency preparedness and response mechanisms	Institutional capacity strengthening activities	Overall	0		≥1	0	
Resources mobilized (USD value) for national food security and nutrition systems as a result of WFP capacity strengthening (new)								

	Act 05: Provide national institutions with support for policies, technical assistance and the transfer of knowledge and advocate for the effective formulation and implementation of gender-transformative social safety nets, food security and nutrition programmes (including data collection and analysis, evidence generation and monitoring systems) and emergency preparedness and response mechanisms	Institutional capacity str engthening activities	Overall	112792	≥150000 0	≥104790 1	1047901	
sectors and government; Guinea-Bissau; Capacity Strengthening								
Proportion of targeted sectors and government entities implementing recommendations from national zero hunger strategic reviews								
	Act 05: Provide national institutions with support for policies, technical assistance and the transfer of knowledge and advocate for the effective formulation and implementation of gender-transformative social safety nets, food security and nutrition programmes (including data collection and analysis, evidence generation and monitoring systems) and emergency preparedness and response mechanisms	Institutional capacity str engthening activities	Overall	0		≥50	60	

Cross-cutting Indicators

Affected populations are able to benefit from WFP programmes in a manner that ensures and promotes their safety, dignity and integrity								
Proportion of targeted people having unhindered access to WFP programmes (new)								
Target group, Location, Modalities	Activity Number	Activity Tag	Female/Male/Overall	Baseline	End-CSP Target	2019 Target	2019 Follow-up value	2018 Follow-up value
All; Guinea-Bissau; Food	Act 03: Support the implementation of the national nutrition policy and the protocol for integrated prevention of stunting and treatment of MAM focusing on the provision of support for policy design and gender and age-informed implementation, technical assistance and capacity strengthening to the Ministry of Health, social and behaviour change communication, the prevention of stunting among children aged 6–23 months, the treatment of MAM among children aged 6–59 months, and food and nutrition assistance to people living with HIV and their households	Treatment of moderate acute malnutrition	Female	99.20	=100	=100	99.20	
			Male	0	=100	=100	0	
			Overall	99.20	=100	=100	99.20	
Proportion of targeted people receiving assistance without safety challenges (new)								
Target group, Location, Modalities	Activity Number	Activity Tag	Female/Male/Overall	Baseline	End-CSP Target	2019 Target	2019 Follow-up value	2018 Follow-up value
children; Guinea-Bissau; Commodity Voucher, Food	Act 02: Provide nutritious school meals to pre- and primary schoolchildren and take-home rations for girls in years 5 and 6 and strengthen the capacities of the Government and partners at the central and local levels to implement and monitor a nutrition-sensitive and gender-transformative school feeding programme	School feeding (on-site)	Female	99.20	=100	=100	99.20	
			Male	0	=100	=100	0	
			Overall	99.20	=100	=100	99.20	
Proportion of targeted people who report that WFP programmes are dignified (new)								
Target group, Location, Modalities	Activity Number	Activity Tag	Female/Male/Overall	Baseline	End-CSP Target	2019 Target	2019 Follow-up value	2018 Follow-up value

All; Guinea-Bissau; Food	Act 03: Support the implementation of the national nutrition policy and the protocol for integrated prevention of stunting and treatment of MAM focusing on the provision of support for policy design and gender and age-informed implementation, technical assistance and capacity strengthening to the Ministry of Health, social and behaviour change communication, the prevention of stunting among children aged 6–23 months, the treatment of MAM among children aged 6–59 months, and food and nutrition assistance to people living with HIV and their households	Treatment of moderate acute malnutrition	Female	87	≥95	=90	87
			Male	0	≥95	=90	0
			Overall	87	≥95	=90	87

Targeted communities benefit from WFP programmes in a manner that does not harm the environment

Proportion of activities for which environmental risks have been screened and, as required, mitigation actions identified

Target group, Location, Modalities	Activity Number	Activity Tag	Female/Male/ Overall	Baseline	End-CSP Target	2019 Target	2019 Follow-up value	2018 Follow-up value
smallholders; Guinea-Bissau; Capacity Strengthening, Commodity Voucher, Food	Act 04: Provide an integrated package of assistance interventions to associations of women and young smallholder farmers that comprises nutrition and literacy education, training in basic business skills, sensitization to their rights to adequate food and nutrition, market access through the school feeding programme and the transfer of knowledge on the optimization of agricultural value chains	Smallholder agricultural market support activities	Overall	0	=100	=100	100	

Improved gender equality and women's empowerment among WFP-assisted population

Proportion of food assistance decision-making entity – committees, boards, teams, etc. – members who are women

Target group, Location, Modalities	Activity Number	Activity Tag	Category	Female/Male/ Overall	Baseline	End-CSP Target	2019 Target	2019 Follow-up value	2018 Follow-up value
school canteen management committees; Guinea-Bissau; Capacity Strengthening, Cash, Commodity Voucher, Food	Act 02: Provide nutritious school meals to pre- and primary schoolchildren and take-home rations for girls in years 5 and 6 and strengthen the capacities of the Government and partners at the central and local levels to implement and monitor a nutrition-sensitive and gender-transformative school feeding programme	School feeding (on-site)		Overall	60	=60	≥60	60	

Proportion of households where women, men, or both women and men make decisions on the use of food/cash/vouchers, disaggregated by transfer modality

Target group, Location, Modalities	Activity Number	Activity Tag	Category	Female/Male/ Overall	Baseline	End-CSP Target	2019 Target	2019 Follow-up value	2018 Follow-up value
------------------------------------	-----------------	--------------	----------	----------------------	----------	----------------	-------------	----------------------	----------------------

smallholders; Guinea-Bissau; Capacity Strengthening, Commodity Voucher	Act 04: Provide an integrated package of assistance interventions to associations of women and young smallholder farmers that comprises nutrition and literacy education, training in basic business skills, sensitization to their rights to adequate food and nutrition, market access through the school feeding programme and the transfer of knowledge on the optimization of agricultural value chains	Smallholder agricultural market support activities	Decisions made by women	Overall	12.20	=25	>30	12.20	
			Decisions made by men	Overall	68.50	=25	<50	68.50	
			Decisions jointly made by women and men	Overall	19.30	=50	>20	19.30	

Type of transfer (food, cash, voucher, no compensation) received by participants in WFP activities, disaggregated by sex and type of activity

Target group, Location, Modalities	Activity Number	Activity Tag	Category	Female/Male/ Overall	Baseline	End-CSP Target	2019 Target	2019 Follow-up value	2018 Follow-up value
All beneficiaries; Guinea-Bissau; Capacity Strengthening, Cash, Commodity Voucher, Food	Act 04: Provide an integrated package of assistance interventions to associations of women and young smallholder farmers that comprises nutrition and literacy education, training in basic business skills, sensitization to their rights to adequate food and nutrition, market access through the school feeding programme and the transfer of knowledge on the optimization of agricultural value chains	Smallholder agricultural market support activities		Female	0	=100	=100	0	
				Male	100	=100	=100	100	
				Overall	100	=100	=100	100	

Affected populations are able to hold WFP and partners accountable for meeting their hunger needs in a manner that reflects their views and preferences

Proportion of assisted people informed about the programme (who is included, what people will receive, length of assistance)

Target group, Location, Modalities	Activity Number	Activity Tag	Female/Male/ Overall	Baseline	End-CSP Target	2019 Target	2019 Follow-up value	2018 Follow-up value
------------------------------------	-----------------	--------------	----------------------	----------	----------------	-------------	----------------------	----------------------

responsible of children beneficiaries; Guinea-Bissau; Food	Act 03: Support the implementation of the national nutrition policy and the protocol for integrated prevention of stunting and treatment of MAM focusing on the provision of support for policy design and gender and age-informed implementation, technical assistance and capacity strengthening to the Ministry of Health, social and behaviour change communication, the prevention of stunting among children aged 6–23 months, the treatment of MAM among children aged 6–59 months, and food and nutrition assistance to people living with HIV and their households	Treatment of moderate to severe acute malnutrition	Female	1.70	≥95	=90	1.70
			Male	0	≥95	=90	0
			Overall	1.70	≥95	=90	1.70

Proportion of project activities for which beneficiary feedback is documented, analysed and integrated into programme improvements

Target group, Location, Modalities	Activity Number	Activity Tag	Female/Male/Overall	Baseline	End-CSP Target	2019 Target	2019 Follow-up value	2018 Follow-up value
children; Guinea-Bissau; Capacity Strengthening, Commodity Voucher, Food			Overall	100	=100	=100	100	

World Food Programme

Contact info

Marco Principi

marco.principi@wfp.org

Cover page photo © Cover photo © WFP/Stenio Lopes Andrade

Schoolgirls enjoying school meals with food produced by their community at the 1st of June School in Canchungo, Cacheu

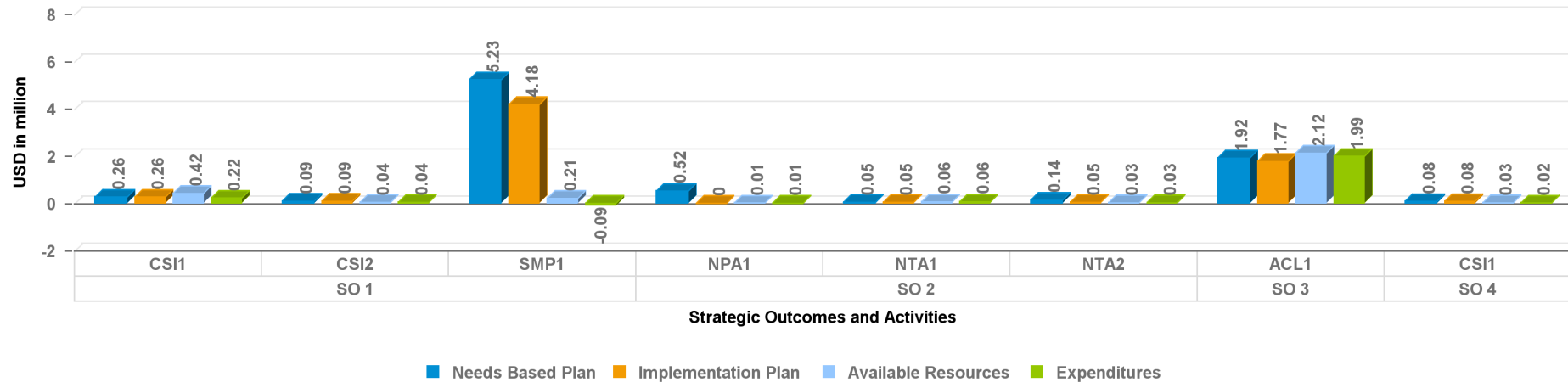
<https://www.wfp.org/countries/guinea-bissau>

Annual Country Report (T-ICSP)

Guinea-Bissau Country Portfolio Budget 2019 (2018-2019)

Annual Financial Overview for the period 1 January to 30 June 2019 (Amount in USD)

Annual CPB Overview



Code	Strategic Outcome
SO 1	School age children in Guinea-Bissau have adequate access to safe and nutritious food all year-round
SO 2	Children and malnourished ART clients in Guinea-Bissau have malnutrition indicators in line with national goals by 2025
SO 3	Smallholder farmers (particularly women) have enhanced livelihoods to better support food security and nutrition needs throughout the year
SO 4	National institutions have enhanced capacity to efficiently plan and implement programmes in the areas of food security and nutrition and disaster mitigation by 2025
Code	Country Activity Long Description
ACL1	Provide support to smallholders to develop efficient local food production planning, warehousing, transformation and marketing through asset rehabilitation and training of farmers' associations (including literacy classes for women farmers) in targeted areas
CSI1	Provide technical and analytical assistance to the Ministry of Agriculture and Institute of National Statistics to institutionalize the Food Security and Nutrition Monitoring System (FSNMS) for regular food and nutrition security monitoring and disaster mitigation with appropriate budget
CSI1	Provide training to school management committees, teachers, and inspectors on management of school meals and complementary activities
CSI2	Provide technical and analytical assistance to the Government in policy formulation, legal framework and management of a national school meals programme
NPA1	Provision of complementary foods to children aged 6-23 months
NTA1	Treatment of MAM among children aged 6-59 months
NTA2	Provision of nutrition support to ART clients and their households
SMP1	Provide school meals to primary school children, including take-home-rations for girls from 4th to 6th grade

Annual Country Report (T-ICSP)

Guinea-Bissau Country Portfolio Budget 2019 (2018-2019)

Annual Financial Overview for the period 1 January to 30 June 2019 (Amount in USD)

Strategic Result	Strategic Outcome	Activity	Needs Based Plan	Implementation Plan	Available Resources	Expenditures
1	School age children in Guinea-Bissau have adequate access to safe and nutritious food all year-round	Provide training to school management committees, teachers, and inspectors on management of school meals and complementary activities	261,336	261,336	415,870	220,261
		Provide technical and analytical assistance to the Government in policy formulation, legal framework and management of a national school meals programme	88,991	88,991	44,251	43,609
		Provide school meals to primary school children, including take-home-rations for girls from 4th to 6th grade	5,230,318	4,184,255	208,248	-92,611
Subtotal Strategic Result 1. Everyone has access to food (SDG Target 2.1)			5,580,645	4,534,582	668,368	171,258

Annual Country Report (T-ICSP)

Guinea-Bissau Country Portfolio Budget 2019 (2018-2019)

Annual Financial Overview for the period 1 January to 30 June 2019 (Amount in USD)

Strategic Result	Strategic Outcome	Activity	Needs Based Plan	Implementation Plan	Available Resources	Expenditures
2	Children and malnourished ART clients in Guinea-Bissau have malnutrition indicators in line with national goals by 2025	Provision of complementary foods to children aged 6-23 months	517,255	0	14,650	6,818
		Treatment of MAM among children aged 6-59 months	46,657	46,657	58,234	58,112
		Non Activity Specific	0	0	0	0
		Provision of nutrition support to ART clients and their households	136,601	49,856	28,050	28,050
Subtotal Strategic Result 2. No one suffers from malnutrition (SDG Target 2.2)			700,512	96,513	100,934	92,980
3	Smallholder farmers (particularly women) have enhanced livelihoods to better support food security and nutrition needs throughout the year	Non Activity Specific	0	0	69,426	0
		Provide support to smallholders to develop efficient local food production planning, warehousing, transformation and marketing through asset rehabilitation and training of farmers' associations (including literacy classes for women farmers) in targeted areas	1,916,014	1,771,605	2,123,821	1,989,184
Subtotal Strategic Result 3. Smallholders have improved food security and nutrition (SDG Target 2.3)			1,916,014	1,771,605	2,193,246	1,989,184

This computer generated report is certified by the Chief of Contribution Accounting and Donor Financial Reporting Branch (RMFC)

Annual Country Report (T-ICSP)

Guinea-Bissau Country Portfolio Budget 2019 (2018-2019)

Annual Financial Overview for the period 1 January to 30 June 2019 (Amount in USD)

Strategic Result	Strategic Outcome	Activity	Needs Based Plan	Implementation Plan	Available Resources	Expenditures
5	National institutions have enhanced capacity to efficiently plan and implement programmes in the areas of food security and nutrition and disaster mitigation by 2025	Provide technical and analytical assistance to the Ministry of Agriculture and Institute of National Statistics to institutionalize the Food Security and Nutrition Monitoring System (FSNMS) for regular food and nutrition security monitoring and disaster mitigation with appropriate budget	80,566	80,566	27,243	19,846
Subtotal Strategic Result 5. Countries have strengthened capacity to implement the SDGs (SDG Target 17.9)			80,566	80,566	27,243	19,846
	Non SO Specific	Non Activity Specific	0	0	202,515	0
Subtotal Strategic Result			0	0	202,515	0
Total Direct Operational Cost			8,277,737	6,483,265	3,192,307	2,273,267
Direct Support Cost (DSC)			380,042	380,042	443,242	384,425
Total Direct Costs			8,657,779	6,863,307	3,635,549	2,657,692
Indirect Support Cost (ISC)			562,756	446,115	-165,126	-165,126
Grand Total			9,220,535	7,309,422	3,470,424	2,492,567



Brian Ah Poe
Chief

Contribution Accounting and Donor Financial Reporting Branch

Columns Definition

Needs Based Plan

Latest annual approved version of operational needs as of December of the reporting year. WFP's needs-based plans constitute an appeal for resources to implement operations which are designed based on needs assessments undertaken in collaboration with government counterparts and partners

Implementation Plan

Implementation Plan as of January of the reporting period which represents original operational prioritized needs taking into account funding forecasts of available resources and operational challenges

Available Resources

Unspent Balance of Resources carried forward, Allocated contribution in the current year, Advances and Other resources in the current year. It excludes contributions that are stipulated by donor for use in future years

Expenditures

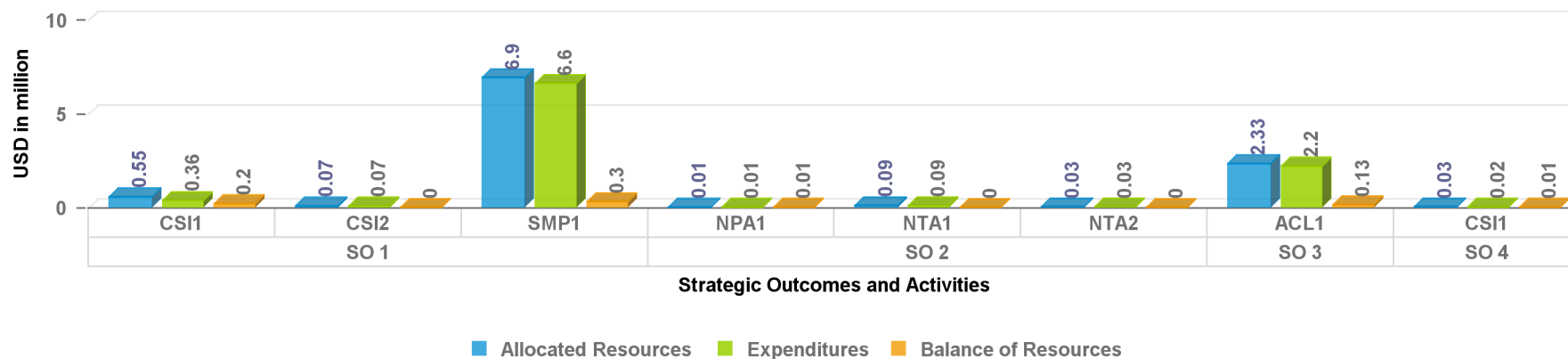
Monetary value of goods and services received and recorded within the reporting year

Annual Country Report (T-ICSP)

Guinea-Bissau Country Portfolio Budget 2019 (2018-2019)

Cumulative Financial Overview as at 30 June 2019 (Amount in USD)

Cumulative CPB Overview



Code	Strategic Outcome
SO 1	School age children in Guinea-Bissau have adequate access to safe and nutritious food all year-round
SO 2	Children and malnourished ART clients in Guinea-Bissau have malnutrition indicators in line with national goals by 2025
SO 3	Smallholder farmers (particularly women) have enhanced livelihoods to better support food security and nutrition needs throughout the year
SO 4	National institutions have enhanced capacity to efficiently plan and implement programmes in the areas of food security and nutrition and disaster mitigation by 2025
Code	Country Activity - Long Description
ACL1	Provide support to smallholders to develop efficient local food production planning, warehousing, transformation and marketing through asset rehabilitation and training of farmers' associations (including literacy classes for women farmers) in targeted areas
CSI1	Provide technical and analytical assistance to the Ministry of Agriculture and Institute of National Statistics to institutionalize the Food Security and Nutrition Monitoring System (FSNMS) for regular food and nutrition security monitoring and disaster mitigation with appropriate budget
CSI1	Provide training to school management committees, teachers, and inspectors on management of school meals and complementary activities
CSI2	Provide technical and analytical assistance to the Government in policy formulation, legal framework and management of a national school meals programme
NPA1	Provision of complementary foods to children aged 6-23 months
NTA1	Treatment of MAM among children aged 6-59 months
NTA2	Provision of nutrition support to ART clients and their households
SMP1	Provide school meals to primary school children, including take-home-rations for girls from 4th to 6th grade

Annual Country Report (T-ICSP)

Guinea-Bissau Country Portfolio Budget 2019 (2018-2019)

Cumulative Financial Overview as at 30 June 2019 (Amount in USD)

Strategic Result	Strategic Outcome	Activity	Needs Based Plan	Allocated Contributions	Advance and Allocation	Allocated Resources	Expenditures	Balance of Resources
1	School age children in Guinea-Bissau have adequate access to safe and nutritious food all year-round	Provide training to school management committees, teachers, and inspectors on management of school meals and complementary activities	700,122	554,502	0	554,502	358,894	195,608
		Provide technical and analytical assistance to the Government in policy formulation, legal framework and management of a national school meals programme	252,680	74,554	0	74,554	73,912	642
		Provide school meals to primary school children, including take-home-rations for girls from 4th to 6th grade	13,232,942	6,903,443	0	6,903,443	6,602,584	300,859
Subtotal Strategic Result 1. Everyone has access to food (SDG Target 2.1)			14,185,743	7,532,500	0	7,532,500	7,035,390	497,110

Annual Country Report (T-ICSP)

Guinea-Bissau Country Portfolio Budget 2019 (2018-2019)

Cumulative Financial Overview as at 30 June 2019 (Amount in USD)

Strategic Result	Strategic Outcome	Activity	Needs Based Plan	Allocated Contributions	Advance and Allocation	Allocated Resources	Expenditures	Balance of Resources
2	Children and malnourished ART clients in Guinea-Bissau have malnutrition indicators in line with national goals by 2025	Provision of complementary foods to children aged 6-23 months	1,392,981	14,650	0	14,650	6,818	7,832
		Treatment of MAM among children aged 6-59 months	139,776	92,875	0	92,875	92,753	122
		Non Activity Specific	0	0	0	0	0	0
		Provision of nutrition support to ART clients and their households	360,741	28,050	0	28,050	28,050	0
Subtotal Strategic Result 2. No one suffers from malnutrition (SDG Target 2.2)			1,893,498	135,575	0	135,575	127,621	7,954

Annual Country Report (T-ICSP)

Guinea-Bissau Country Portfolio Budget 2019 (2018-2019)

Cumulative Financial Overview as at 30 June 2019 (Amount in USD)

Strategic Result	Strategic Outcome	Activity	Needs Based Plan	Allocated Contributions	Advance and Allocation	Allocated Resources	Expenditures	Balance of Resources
3	Smallholder farmers (particularly women) have enhanced livelihoods to better support food security and nutrition needs throughout the year	Provide support to smallholders to develop efficient local food production planning, warehousing, transformation and marketing through asset rehabilitation and training of farmers' associations (including literacy classes for women farmers) in targeted areas	3,838,905	2,332,793	0	2,332,793	2,198,156	134,637
		Non Activity Specific	0	69,426	0	69,426	0	69,426
Subtotal Strategic Result 3. Smallholders have improved food security and nutrition (SDG Target 2.3)			3,838,905	2,402,219	0	2,402,219	2,198,156	204,063
5	National institutions have enhanced capacity to efficiently plan and implement programmes in the areas of food security and nutrition and disaster mitigation by 2025	Provide technical and analytical assistance to the Ministry of Agriculture and Institute of National Statistics to institutionalize the Food Security and Nutrition Monitoring System (FSNMS) for regular food and nutrition security monitoring and disaster mitigation with appropriate budget	206,028	27,555	0	27,555	20,158	7,398
Subtotal Strategic Result 5. Countries have strengthened capacity to implement the SDGs (SDG Target 17.9)			206,028	27,555	0	27,555	20,158	7,398

This computer generated report is certified by the Chief of Contribution Accounting and Donor Financial Reporting Branch (RMFC)

14/02/2020 12:52:07

Annual Country Report (T-ICSP)

Guinea-Bissau Country Portfolio Budget 2019 (2018-2019)

Cumulative Financial Overview as at 30 June 2019 (Amount in USD)

Strategic Result	Strategic Outcome	Activity	Needs Based Plan	Allocated Contributions	Advance and Allocation	Allocated Resources	Expenditures	Balance of Resources
	Non SO Specific	Non Activity Specific	0	202,515	0	202,515	0	202,515
Subtotal Strategic Result			0	202,515	0	202,515	0	202,515
Total Direct Operational Cost			20,124,175	10,300,365	0	10,300,365	9,381,325	919,040
Direct Support Cost (DSC)			984,839	814,189	0	814,189	755,372	58,817
Total Direct Costs			21,109,013	11,114,554	0	11,114,554	10,136,697	977,857
Indirect Support Cost (ISC)			1,372,086	584,576		584,576	584,576	0
Grand Total			22,481,099	11,699,130	0	11,699,130	10,721,273	977,857

This donor financial report is interim



Brian Ah Poe
Chief

Contribution Accounting and Donor Financial Reporting Branch

14/02/2020 12:52:07

Columns Definition

Needs Based Plan

Latest approved version of operational needs. WFP's needs-based plans constitute an appeal for resources to implement operations which are designed based on needs assessments undertaken in collaboration with government counterparts and partners

Allocated Contributions

Allocated contributions include confirmed contributions with exchange rate variations, multilateral contributions, miscellaneous income, resource transferred, cost recovery and other financial adjustments (e.g. refinancing). It excludes internal advance and allocation and contributions that are stipulated by donor for use in future years.

Advance and allocation

Internal advanced/allocated resources but not repaid. This includes different types of internal advance (Internal Project Lending or Macro-advance Financing) and allocation (Immediate Response Account)

Allocated Resources

Sum of Allocated Contributions, Advance and Allocation

Expenditures

Cumulative monetary value of goods and services received and recorded within the reporting period

Balance of Resources

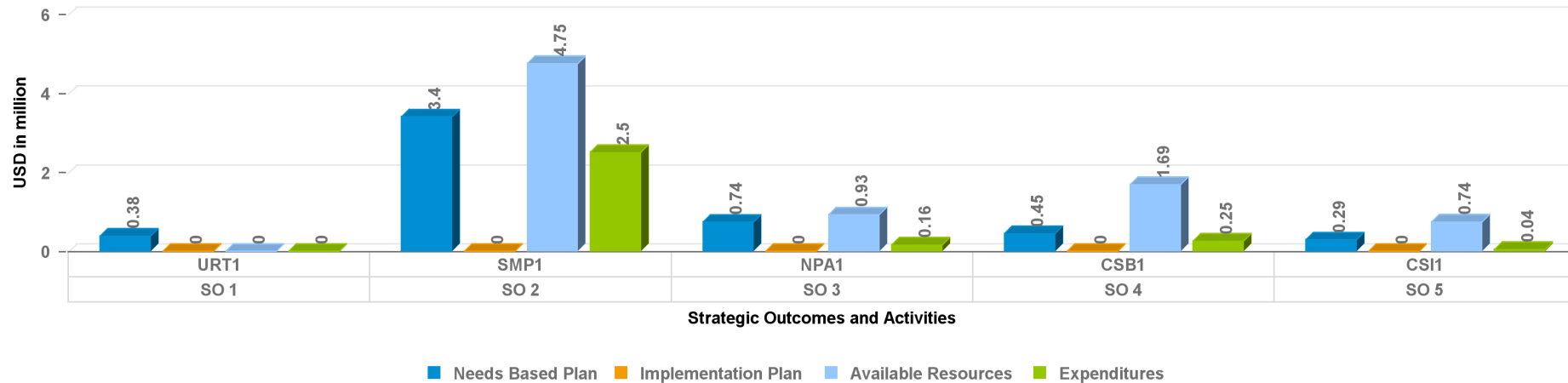
Allocated Resources minus Expenditures

Annual Country Report (CSP)

Guinea-Bissau Country Portfolio Budget 2019 (2019-2024)

Annual Financial Overview for the period 1 July to 31 December 2019 (Amount in USD)

Annual CPB Overview



Code	Strategic Outcome
SO 1	Crisis-affected populations in Guinea-Bissau are able to meet their basic food and nutrition requirements in the aftermath of shocks.
SO 2	School-age children in Guinea-Bissau have access to nutritious meals during the school year.
SO 3	Populations at risk of malnutrition in Guinea-Bissau, particularly children, women and adolescent girls of reproductive age and people living with HIV, have improved nutrition status in line with national targets by 2024.
SO 4	Smallholder farmers in Guinea-Bissau, particularly women and young people, have improved livelihoods and increased household incomes by 2024
SO 5	National institutions and legislators in Guinea-Bissau have enhanced capacity in and are accountable for the development, implementation and monitoring of evidence-based food security and nutrition policies and programmes by 2030.
Code	Country Activity Long Description
CSB1	Provide an integrated package of assistance interventions to associations of women and young smallholder farmers that comprises nutrition and literacy education, training in basic business skills, sensitization to their rights to adequate food and nutrition, market access through the school feeding programme and the transfer of knowledge on the optimization of agricultural value chains
CSI1	Provide national institutions with support for policies, technical assistance and the transfer of knowledge and advocate for the effective formulation and implementation of gender-transformative social safety nets, food security and nutrition programmes (including data collection and analysis, evidence generation and monitoring systems) and emergency preparedness and response mechanisms
NPA1	Support the implementation of the national nutrition policy and the protocol for integrated prevention of stunting and treatment of MAM focusing on the provision of support for policy design and gender and age-informed implementation, technical assistance and capacity strengthening to the Ministry of Health, social and behaviour change communication, the prevention of stunting among children aged 6–23 months, the treatment of MAM among children aged 6–59 months, and food and nutrition assistance to people
SMP1	Provide nutritious school meals to pre- and primary schoolchildren and take-home rations for girls in years 5 and 6 and strengthen the capacities of the Government and partners at the central and local levels to implement and monitor a nutrition-sensitive and gender-transformative school feeding programme
URT1	Provide food and nutrition assistance to crisis-affected populations and strengthen the capacity of and coordination among national partners in responding to crises as a contingency measure.

Annual Country Report (CSP)

Guinea-Bissau Country Portfolio Budget 2019 (2019-2024)

Annual Financial Overview for the period 1 July to 31 December 2019 (Amount in USD)

Strategic Result	Strategic Outcome	Activity	Needs Based Plan	Implementation Plan	Available Resources	Expenditures
1	Crisis-affected populations in Guinea-Bissau are able to meet their basic food and nutrition requirements in the aftermath of shocks.	Provide food and nutrition assistance to crisis-affected populations and strengthen the capacity of and coordination among national partners in responding to crises as a contingency measure.	382,652	114,926	0	0
	School-age children in Guinea-Bissau have access to nutritious meals during the school year.	Provide nutritious school meals to pre- and primary schoolchildren and take-home rations for girls in years 5 and 6 and strengthen the capacities of the Government and partners at the central and local levels to implement and monitor a nutrition-sensitive and gender-transformative school feeding programme	3,402,370	2,416,000	4,752,350	2,502,202
Subtotal Strategic Result 1. Everyone has access to food (SDG Target 2.1)			3,785,023	2,530,926	4,752,350	2,502,202

Annual Country Report (CSP)

Guinea-Bissau Country Portfolio Budget 2019 (2019-2024)

Annual Financial Overview for the period 1 July to 31 December 2019 (Amount in USD)

Strategic Result	Strategic Outcome	Activity	Needs Based Plan	Implementation Plan	Available Resources	Expenditures
2	Populations at risk of malnutrition in Guinea-Bissau, particularly children, women and adolescent girls of reproductive age and people living with HIV, have improved nutrition status in line with national targets by 2024.	Support the implementation of the national nutrition policy and the protocol for integrated prevention of stunting and treatment of MAM focusing on the provision of support for policy design and gender and age-informed implementation, technical assistance and capacity strengthening to the Ministry of Health, social and behaviour change communication, the prevention of stunting among children aged 6–23 months, the treatment of MAM among children aged 6–59 months, and food and nutrition assistance to people	736,793	291,393	925,156	157,224
Subtotal Strategic Result 2. No one suffers from malnutrition (SDG Target 2.2)			736,793	291,393	925,156	157,224

Annual Country Report (CSP)

Guinea-Bissau Country Portfolio Budget 2019 (2019-2024)

Annual Financial Overview for the period 1 July to 31 December 2019 (Amount in USD)

Strategic Result	Strategic Outcome	Activity	Needs Based Plan	Implementation Plan	Available Resources	Expenditures
3	Smallholder farmers in Guinea-Bissau, particularly women and young people, have improved livelihoods and increased household incomes by 2024	Provide an integrated package of assistance interventions to associations of women and young smallholder farmers that comprises nutrition and literacy education, training in basic business skills, sensitization to their rights to adequate food and nutrition, market access through the school feeding programme and the transfer of knowledge on the optimization of agricultural value chains	445,220	294,063	1,688,603	254,311
Subtotal Strategic Result 3. Smallholders have improved food security and nutrition (SDG Target 2.3)			445,220	294,063	1,688,603	254,311
5	National institutions and legislators in Guinea-Bissau have enhanced capacity in and are accountable for the development, implementation and monitoring of evidence-based food security and nutrition policies and programmes by 2030.	Provide national institutions with support for policies, technical assistance and the transfer of knowledge and advocate for the effective formulation and implementation of gender-transformative social safety nets, food security and nutrition programmes (including data collection and analysis, evidence generation and monitoring systems) and emergency preparedness and response mechanisms	288,148	198,711	741,888	41,145
Subtotal Strategic Result 5. Countries have strengthened capacity to implement the SDGs (SDG Target 17.9)			288,148	198,711	741,888	41,145
	Non SO Specific	Non Activity Specific	0	0	255,144	0
Subtotal Strategic Result			0	0	255,144	0

This computer generated report is certified by the Chief of Contribution Accounting and Donor Financial Reporting Branch (RMFC)

Annual Country Report (CSP)

Guinea-Bissau Country Portfolio Budget 2019 (2019-2024)

Annual Financial Overview for the period 1 July to 31 December 2019 (Amount in USD)

Strategic Result	Strategic Outcome	Activity	Needs Based Plan	Implementation Plan	Available Resources	Expenditures
	Total Direct Operational Cost		5,255,183	3,315,093	8,363,140	2,954,882
	Direct Support Cost (DSC)		335,383	335,383	356,322	166,279
	Total Direct Costs		5,590,566	3,650,475	8,719,462	3,121,161
	Indirect Support Cost (ISC)		363,387	237,281	408,552	408,552
	Grand Total		5,953,953	3,887,756	9,128,014	3,529,713



Brian Ah Poe
Chief
Contribution Accounting and Donor Financial Reporting Branch

Columns Definition

Needs Based Plan

Latest annual approved version of operational needs as of December of the reporting year. WFP's needs-based plans constitute an appeal for resources to implement operations which are designed based on needs assessments undertaken in collaboration with government counterparts and partners

Implementation Plan

Implementation Plan as of January of the reporting period which represents original operational prioritized needs taking into account funding forecasts of available resources and operational challenges

Available Resources

Unspent Balance of Resources carried forward, Allocated contribution in the current year, Advances and Other resources in the current year. It excludes contributions that are stipulated by donor for use in future years

Expenditures

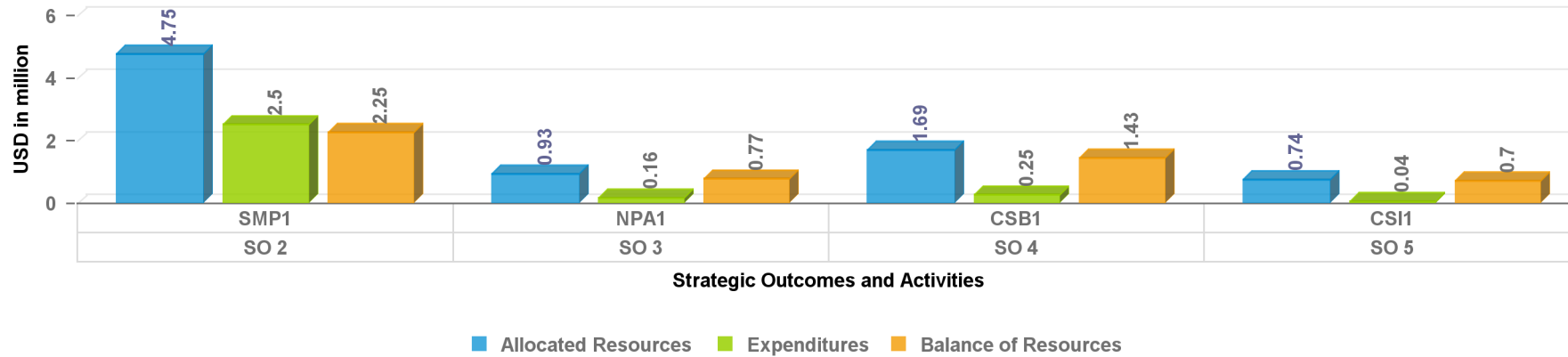
Monetary value of goods and services received and recorded within the reporting year

Annual Country Report (CSP)

Guinea-Bissau Country Portfolio Budget 2019 (2019-2024)

Cumulative Financial Overview as at 31 December 2019 (Amount in USD)

Cumulative CPB Overview



Code	Strategic Outcome
SO 2	School-age children in Guinea-Bissau have access to nutritious meals during the school year.
SO 3	Populations at risk of malnutrition in Guinea-Bissau, particularly children, women and adolescent girls of reproductive age and people living with HIV, have improved nutrition status in line with national targets by 2024.
SO 4	Smallholder farmers in Guinea-Bissau, particularly women and young people, have improved livelihoods and increased household incomes by 2024
SO 5	National institutions and legislators in Guinea-Bissau have enhanced capacity in and are accountable for the development, implementation and monitoring of evidence-based food security and nutrition policies and programmes by 2030.
Code	Country Activity - Long Description
CSB1	Provide an integrated package of assistance interventions to associations of women and young smallholder farmers that comprises nutrition and literacy education, training in basic business skills, sensitization to their rights to adequate food and nutrition, market access through the school feeding programme and the transfer of knowledge on the optimization of agricultural value chains
CSI1	Provide national institutions with support for policies, technical assistance and the transfer of knowledge and advocate for the effective formulation and implementation of gender-transformative social safety nets, food security and nutrition programmes (including data collection and analysis, evidence generation and monitoring systems) and emergency preparedness and response mechanisms
NPA1	Support the implementation of the national nutrition policy and the protocol for integrated prevention of stunting and treatment of MAM focusing on the provision of support for policy design and gender and age-informed implementation, technical assistance and capacity strengthening to the Ministry of Health, social and behaviour change communication, the prevention of stunting among children aged 6–23 months, the treatment of MAM among children aged 6–59 months, and food and nutrition assistance to people
SMP1	Provide nutritious school meals to pre- and primary schoolchildren and take-home rations for girls in years 5 and 6 and strengthen the capacities of the Government and partners at the central and local levels to implement and monitor a nutrition-sensitive and gender-transformative school feeding programme

Annual Country Report (CSP)

Guinea-Bissau Country Portfolio Budget 2019 (2019-2024)

Cumulative Financial Overview as at 31 December 2019 (Amount in USD)

Strategic Result	Strategic Outcome	Activity	Needs Based Plan	Allocated Contributions	Advance and Allocation	Allocated Resources	Expenditures	Balance of Resources
1	Crisis-affected populations in Guinea-Bissau are able to meet their basic food and nutrition requirements in the aftermath of shocks.	Provide food and nutrition assistance to crisis-affected populations and strengthen the capacity of and coordination among national partners in responding to crises as a contingency measure.	382,652	0	0	0	0	0
	School-age children in Guinea-Bissau have access to nutritious meals during the school year.	Provide nutritious school meals to pre- and primary schoolchildren and take-home rations for girls in years 5 and 6 and strengthen the capacities of the Government and partners at the central and local levels to implement and monitor a nutrition-sensitive and gender-transformative school feeding programme	3,402,370	4,752,350	0	4,752,350	2,502,202	2,250,147
Subtotal Strategic Result 1. Everyone has access to food (SDG Target 2.1)			3,785,023	4,752,350	0	4,752,350	2,502,202	2,250,147

Annual Country Report (CSP)

Guinea-Bissau Country Portfolio Budget 2019 (2019-2024)

Cumulative Financial Overview as at 31 December 2019 (Amount in USD)

Strategic Result	Strategic Outcome	Activity	Needs Based Plan	Allocated Contributions	Advance and Allocation	Allocated Resources	Expenditures	Balance of Resources
2	Populations at risk of malnutrition in Guinea-Bissau, particularly children, women and adolescent girls of reproductive age and people living with HIV, have improved nutrition status in line with national targets by 2024.	Support the implementation of the national nutrition policy and the protocol for integrated prevention of stunting and treatment of MAM focusing on the provision of support for policy design and gender and age-informed implementation, technical assistance and capacity strengthening to the Ministry of Health, social and behaviour change communication, the prevention of stunting among children aged 6–23 months, the treatment of MAM among children aged 6–59 months, and food and nutrition assistance to people	736,793	925,156	0	925,156	157,224	767,932
Subtotal Strategic Result 2. No one suffers from malnutrition (SDG Target 2.2)			736,793	925,156	0	925,156	157,224	767,932

Annual Country Report (CSP)

Guinea-Bissau Country Portfolio Budget 2019 (2019-2024)

Cumulative Financial Overview as at 31 December 2019 (Amount in USD)

Strategic Result	Strategic Outcome	Activity	Needs Based Plan	Allocated Contributions	Advance and Allocation	Allocated Resources	Expenditures	Balance of Resources
3	Smallholder farmers in Guinea-Bissau, particularly women and young people, have improved livelihoods and increased household incomes by 2024	Provide an integrated package of assistance interventions to associations of women and young smallholder farmers that comprises nutrition and literacy education, training in basic business skills, sensitization to their rights to adequate food and nutrition, market access through the school feeding programme and the transfer of knowledge on the optimization of agricultural value chains	445,220	1,688,603	0	1,688,603	254,311	1,434,292
Subtotal Strategic Result 3. Smallholders have improved food security and nutrition (SDG Target 2.3)			445,220	1,688,603	0	1,688,603	254,311	1,434,292


Annual Country Report (CSP)

Guinea-Bissau Country Portfolio Budget 2019 (2019-2024)

Cumulative Financial Overview as at 31 December 2019 (Amount in USD)

Strategic Result	Strategic Outcome	Activity	Needs Based Plan	Allocated Contributions	Advance and Allocation	Allocated Resources	Expenditures	Balance of Resources
5	National institutions and legislators in Guinea-Bissau have enhanced capacity in and are accountable for the development, implementation and monitoring of evidence-based food security and nutrition policies and programmes by 2030.	Provide national institutions with support for policies, technical assistance and the transfer of knowledge and advocate for the effective formulation and implementation of gender-transformative social safety nets, food security and nutrition programmes (including data collection and analysis, evidence generation and monitoring systems) and emergency preparedness and response mechanisms	288,148	741,888	0	741,888	41,145	700,743
Subtotal Strategic Result 5. Countries have strengthened capacity to implement the SDGs (SDG Target 17.9)			288,148	741,888	0	741,888	41,145	700,743
	No SO Specific	Non Activity Specific	0	255,144	0	255,144	0	255,144
Subtotal Strategic Result			0	255,144	0	255,144	0	255,144
Total Direct Operational Cost			5,255,183	8,363,140	0	8,363,140	2,954,882	5,408,258
Direct Support Cost (DSC)			335,383	356,322	0	356,322	166,279	190,044
Total Direct Costs			5,590,566	8,719,462	0	8,719,462	3,121,161	5,598,302
Indirect Support Cost (ISC)			363,387	408,552		408,552	408,552	0
Grand Total			5,953,953	9,128,014	0	9,128,014	3,529,713	5,598,302

This donor financial report is interim



Brian Ah Poe
Chief

Contribution Accounting and Donor Financial Reporting Branch

13/02/2020 17:52:16

Columns Definition

Needs Based Plan

Latest approved version of operational needs. WFP's needs-based plans constitute an appeal for resources to implement operations which are designed based on needs assessments undertaken in collaboration with government counterparts and partners

Allocated Contributions

Allocated contributions include confirmed contributions with exchange rate variations, multilateral contributions, miscellaneous income, resource transferred, cost recovery and other financial adjustments (e.g. refinancing). It excludes internal advance and allocation and contributions that are stipulated by donor for use in future years.

Advance and allocation

Internal advanced/allocated resources but not repaid. This includes different types of internal advance (Internal Project Lending or Macro-advance Financing) and allocation (Immediate Response Account)

Allocated Resources

Sum of Allocated Contributions, Advance and Allocation

Expenditures

Cumulative monetary value of goods and services received and recorded within the reporting period

Balance of Resources

Allocated Resources minus Expenditures